

Account ID	Account Description	Date	Reference	Jml	Trans Description	Debit Amt	Credit Amt	Balance
15553	MH0520-Sp18-New	1/1/24			Beginning Balance			125,556.00
15553	MH0520-Sp18-New	2/1/24			Beginning Balance			125,556.00
15553	MH0520-Sp18-New	3/1/24			Beginning Balance			125,556.00
15553	MH0520-Sp18-New	4/1/24			Beginning Balance			125,556.00
15553	MH0520-Sp18-New	5/1/24			Beginning Balance			125,556.00
15553	MH0520-Sp18-New	6/1/24			Beginning Balance			125,556.00
15553	MH0520-Sp18-New	7/1/24			Beginning Balance			125,556.00
15553	MH0520-Sp18-New	8/1/24			Beginning Balance			125,556.00
15553	MH0520-Sp18-New	9/1/24			Beginning Balance			125,556.00
15553	MH0520-Sp18-New	10/1/24			Beginning Balance			125,556.00
15553	MH0520-Sp18-New	11/1/24			Beginning Balance			125,556.00
15553	MH0520-Sp18-New	12/1/24			Beginning Balance			125,556.00
15553	MH0520-Sp18-New	12/31/24			Ending Balance			125,556.00
15554	MH0820-SP62-New	1/1/24			Beginning Balance			123,331.00
15554	MH0820-SP62-New	2/1/24			Beginning Balance			123,331.00
15554	MH0820-SP62-New	3/1/24			Beginning Balance			123,331.00
15554	MH0820-SP62-New	4/1/24			Beginning Balance			123,331.00
15554	MH0820-SP62-New	5/1/24			Beginning Balance			123,331.00
15554	MH0820-SP62-New	6/1/24			Beginning Balance			123,331.00
15554	MH0820-SP62-New	7/1/24			Beginning Balance			123,331.00
15554	MH0820-SP62-New	8/1/24			Beginning Balance			123,331.00
15554	MH0820-SP62-New	9/1/24			Beginning Balance			123,331.00
15554	MH0820-SP62-New	10/1/24			Beginning Balance			123,331.00
15554	MH0820-SP62-New	11/1/24			Beginning Balance			123,331.00
15554	MH0820-SP62-New	12/1/24			Beginning Balance			123,331.00
15554	MH0820-SP62-New	12/31/24			Ending Balance			123,331.00
15555	MH1124-SP77-New	1/1/24			Beginning Balance			123,331.00
15555	MH1124-SP77-New	2/1/24			Beginning Balance			123,331.00
15555	MH1124-SP77-New	3/1/24			Beginning Balance			123,331.00
15555	MH1124-SP77-New	4/1/24			Beginning Balance			123,331.00
15555	MH1124-SP77-New	5/1/24			Beginning Balance			123,331.00
15555	MH1124-SP77-New	6/1/24			Beginning Balance			123,331.00
15555	MH1124-SP77-New	7/1/24			Beginning Balance			123,331.00
15555	MH1124-SP77-New	8/1/24			Beginning Balance			123,331.00
15555	MH1124-SP77-New	9/1/24			Beginning Balance			123,331.00
15555	MH1124-SP77-New	10/1/24			Beginning Balance			123,331.00
15555	MH1124-SP77-New	11/1/24			Beginning Balance			123,331.00
15555	MH1124-SP77-New	11/18/24	4067	CDJ	Factory Homes Clear	29,957.50		29,957.50
15555	MH1124-SP77-New	12/1/24			Current Period Chang	29,957.50		29,957.50
15555	MH1124-SP77-New	12/31/24			Beginning Balance			29,957.50
15600	Building Improvements	1/1/24			Beginning Balance			2,012,695.00
15600	Building Improvements	2/1/24			Beginning Balance			2,012,695.00

Account ID	Account Description	Date	Reference	Jml	Trans Description	Debit Amt	Credit Amt	Balance
15600	Building Improvements	3/1/24			Beginning Balance			2,012,695.00
15600	Building Improvements	4/1/24			Beginning Balance			2,012,695.00
15600	Building Improvements	5/1/24			Beginning Balance			2,012,695.00
15600	Building Improvements	6/1/24			Beginning Balance			2,012,695.00
15600	Building Improvements	6/19/24	3992	CDJ	Choon Ju Kwon - Strc	10,000.00		
15600	Building Improvements	6/21/24	3993	CDJ	West Valley Construc	64,100.00		
15600	Building Improvements				Current Period Chanç	74,100.00		74,100.00
15600	Building Improvements	7/1/24			Beginning Balance			2,086,795.00
15600	Building Improvements	7/9/24	4003	CDJ	Choon Ju Kwon - Strc	15,000.00		
15600	Building Improvements	7/22/24	4013	CDJ	Choon Ju Kwon - Clu	5,500.00		
15600	Building Improvements				Current Period Chanç	20,500.00		20,500.00
15600	Building Improvements	8/1/24			Beginning Balance			2,107,295.00
15600	Building Improvements	8/5/24	4021	CDJ	Choon Ju Kwon - Inst	8,700.00		
15600	Building Improvements	8/23/24	4026	CDJ	Santana Paving And	5,500.00		
15600	Building Improvements				Current Period Chanç	14,200.00		14,200.00
15600	Building Improvements	9/1/24			Beginning Balance			2,121,495.00
15600	Building Improvements	9/3/24	4037	CDJ	Santana Paving And	150,000.00		
15600	Building Improvements				Current Period Chanç	150,000.00		150,000.00
15600	Building Improvements	10/1/24			Beginning Balance			2,271,495.00
15600	Building Improvements	11/1/24			Beginning Balance			2,271,495.00
15600	Building Improvements	12/1/24			Beginning Balance			2,271,495.00
15600	Building Improvements	12/31/24			Ending Balance			2,271,495.00
16900	Land	1/1/24			Beginning Balance			2,370,500.00
16900	Land	2/1/24			Beginning Balance			2,370,500.00
16900	Land	3/1/24			Beginning Balance			2,370,500.00
16900	Land	4/1/24			Beginning Balance			2,370,500.00
16900	Land	5/1/24			Beginning Balance			2,370,500.00
16900	Land	6/1/24			Beginning Balance			2,370,500.00
16900	Land	7/1/24			Beginning Balance			2,370,500.00
16900	Land	8/1/24			Beginning Balance			2,370,500.00
16900	Land	9/1/24			Beginning Balance			2,370,500.00
16900	Land	10/1/24			Beginning Balance			2,370,500.00
16900	Land	11/1/24			Beginning Balance			2,370,500.00
16900	Land	12/1/24			Beginning Balance			2,370,500.00
16900	Land	12/31/24			Ending Balance			2,370,500.00
17000	Accum. Depreciation	1/1/24			Beginning Balance			-1,405,935.00
17000	Accum. Depreciation	2/1/24			Beginning Balance			-1,405,935.00
17000	Accum. Depreciation	3/1/24			Beginning Balance			-1,405,935.00
17000	Accum. Depreciation	4/1/24			Beginning Balance			-1,405,935.00
17000	Accum. Depreciation	5/1/24			Beginning Balance			-1,405,935.00
17000	Accum. Depreciation	6/1/24			Beginning Balance			-1,405,935.00
17000	Accum. Depreciation	7/1/24			Beginning Balance			-1,405,935.00
17000	Accum. Depreciation	8/1/24			Beginning Balance			-1,405,935.00

Account ID	Account Description	Date	Reference	Jrnl	Trans Description	Debit Amt	Credit Amt	Balance
17000	Accum. Depreciation	9/1/24			Beginning Balance			-1,405,935.00
17000	Accum. Depreciation	10/1/24			Beginning Balance			-1,405,935.00
17000	Accum. Depreciation	11/1/24			Beginning Balance			-1,405,935.00
17000	Accum. Depreciation	12/1/24			Beginning Balance			-1,405,935.00
		12/31/24			Ending Balance			-1,405,935.00
17500	Discovery Add'l Land	1/1/24			Beginning Balance			181,423.00
17500	Discovery Add'l Land	2/1/24			Beginning Balance			181,423.00
17500	Discovery Add'l Land	3/1/24			Beginning Balance			181,423.00
17500	Discovery Add'l Land	4/1/24			Beginning Balance			181,423.00
17500	Discovery Add'l Land	5/1/24			Beginning Balance			181,423.00
17500	Discovery Add'l Land	6/1/24			Beginning Balance			181,423.00
17500	Discovery Add'l Land	7/1/24			Beginning Balance			181,423.00
17500	Discovery Add'l Land	8/1/24			Beginning Balance			181,423.00
17500	Discovery Add'l Land	9/1/24			Beginning Balance			181,423.00
17500	Discovery Add'l Land	10/1/24			Beginning Balance			181,423.00
17500	Discovery Add'l Land	11/1/24			Beginning Balance			181,423.00
17500	Discovery Add'l Land	12/1/24			Beginning Balance			181,423.00
		12/31/24			Ending Balance			181,423.00
17600	Discovery Add'l Improvem	1/1/24			Beginning Balance			22,268.00
17600	Discovery Add'l Improvem	2/1/24			Beginning Balance			22,268.00
17600	Discovery Add'l Improvem	3/1/24			Beginning Balance			22,268.00
17600	Discovery Add'l Improvem	4/1/24			Beginning Balance			22,268.00
17600	Discovery Add'l Improvem	5/1/24			Beginning Balance			22,268.00
17600	Discovery Add'l Improvem	6/1/24			Beginning Balance			22,268.00
17600	Discovery Add'l Improvem	7/1/24			Beginning Balance			22,268.00
17600	Discovery Add'l Improvem	8/1/24			Beginning Balance			22,268.00
17600	Discovery Add'l Improvem	9/1/24			Beginning Balance			22,268.00
17600	Discovery Add'l Improvem	10/1/24			Beginning Balance			22,268.00
17600	Discovery Add'l Improvem	11/1/24			Beginning Balance			22,268.00
17600	Discovery Add'l Improvem	12/1/24			Beginning Balance			22,268.00
		12/31/24			Ending Balance			22,268.00
17900	Accumulated Dep'n - Add	1/1/24			Beginning Balance			-6,038.00
17900	Accumulated Dep'n - Add	2/1/24			Beginning Balance			-6,038.00
17900	Accumulated Dep'n - Add	3/1/24			Beginning Balance			-6,038.00
17900	Accumulated Dep'n - Add	4/1/24			Beginning Balance			-6,038.00
17900	Accumulated Dep'n - Add	5/1/24			Beginning Balance			-6,038.00
17900	Accumulated Dep'n - Add	6/1/24			Beginning Balance			-6,038.00
17900	Accumulated Dep'n - Add	7/1/24			Beginning Balance			-6,038.00
17900	Accumulated Dep'n - Add	8/1/24			Beginning Balance			-6,038.00
17900	Accumulated Dep'n - Add	9/1/24			Beginning Balance			-6,038.00
17900	Accumulated Dep'n - Add	10/1/24			Beginning Balance			-6,038.00
17900	Accumulated Dep'n - Add	11/1/24			Beginning Balance			-6,038.00
17900	Accumulated Dep'n - Add	12/1/24			Beginning Balance			-6,038.00

Account ID	Account Description	Date	Reference	Jrnl	Trans Description	Debit Amt	Credit Amt	Balance
		12/31/24			Ending Balance			-6,038.00
18003	Loan Fee - Chase#6889	1/1/24			Beginning Balance			15,043.75
18003	Loan Fee - Chase#6889	2/1/24			Beginning Balance			15,043.75
18003	Loan Fee - Chase#6889	3/1/24			Beginning Balance			15,043.75
18003	Loan Fee - Chase#6889	4/1/24			Beginning Balance			15,043.75
18003	Loan Fee - Chase#6889	5/1/24			Beginning Balance			15,043.75
18003	Loan Fee - Chase#6889	6/1/24			Beginning Balance			15,043.75
18003	Loan Fee - Chase#6889	7/1/24			Beginning Balance			15,043.75
18003	Loan Fee - Chase#6889	8/1/24			Beginning Balance			15,043.75
18003	Loan Fee - Chase#6889	9/1/24			Beginning Balance			15,043.75
18003	Loan Fee - Chase#6889	10/1/24			Beginning Balance			15,043.75
18003	Loan Fee - Chase#6889	11/1/24			Beginning Balance			15,043.75
18003	Loan Fee - Chase#6889	12/1/24			Beginning Balance			15,043.75
		12/31/24			Ending Balance			15,043.75
19100	Start-Up Costs	1/1/24			Beginning Balance			1,859.75
19100	Start-Up Costs	2/1/24			Beginning Balance			1,859.75
19100	Start-Up Costs	3/1/24			Beginning Balance			1,859.75
19100	Start-Up Costs	4/1/24			Beginning Balance			1,859.75
19100	Start-Up Costs	5/1/24			Beginning Balance			1,859.75
19100	Start-Up Costs	6/1/24			Beginning Balance			1,859.75
19100	Start-Up Costs	7/1/24			Beginning Balance			1,859.75
19100	Start-Up Costs	8/1/24			Beginning Balance			1,859.75
19100	Start-Up Costs	9/1/24			Beginning Balance			1,859.75
19100	Start-Up Costs	10/1/24			Beginning Balance			1,859.75
19100	Start-Up Costs	11/1/24			Beginning Balance			1,859.75
19100	Start-Up Costs	12/1/24			Beginning Balance			1,859.75
		12/31/24			Ending Balance			1,859.75
19150	Accumulated Amortization	1/1/24			Beginning Balance			-2,821.00
19150	Accumulated Amortization	2/1/24			Beginning Balance			-2,821.00
19150	Accumulated Amortization	3/1/24			Beginning Balance			-2,821.00
19150	Accumulated Amortization	4/1/24			Beginning Balance			-2,821.00
19150	Accumulated Amortization	5/1/24			Beginning Balance			-2,821.00
19150	Accumulated Amortization	6/1/24			Beginning Balance			-2,821.00
19150	Accumulated Amortization	7/1/24			Beginning Balance			-2,821.00
19150	Accumulated Amortization	8/1/24			Beginning Balance			-2,821.00
19150	Accumulated Amortization	9/1/24			Beginning Balance			-2,821.00
19150	Accumulated Amortization	10/1/24			Beginning Balance			-2,821.00
19150	Accumulated Amortization	11/1/24			Beginning Balance			-2,821.00
19150	Accumulated Amortization	12/1/24			Beginning Balance			-2,821.00
		12/31/24			Ending Balance			-2,821.00
23400	Payroll Tax Payable	1/1/24			Beginning Balance			
23400	Payroll Tax Payable	1/15/24	3905	PRJ	Elena A. Miles		28.65	
23400	Payroll Tax Payable	1/15/24	3905	PRJ	Elena A. Miles		10.56	

Account ID	Account Description	Date	Reference	Jrnl	Trans Description	Debit Amt	Credit Amt	Balance
23400	Payroll Tax Payable	1/15/24	3905	PRJ	Elena A. Miles		1.91	
23400	Payroll Tax Payable	1/15/24	3905	PRJ	Elena A. Miles		109.12	
23400	Payroll Tax Payable	1/15/24	3905	PRJ	Elena A. Miles		25.52	
23400	Payroll Tax Payable	1/15/24	3905	PRJ	Elena A. Miles		188.87	
23400	Payroll Tax Payable	1/15/24	3905	PRJ	Elena A. Miles		25.52	
23400	Payroll Tax Payable	1/15/24	3905	PRJ	Elena A. Miles		21.01	
23400	Payroll Tax Payable	1/15/24	3905	PRJ	Elena A. Miles		109.12	
23400	Payroll Tax Payable	1/15/24	3905	PRJ	Elena A. Miles		24.26	
23400	Payroll Tax Payable	1/15/24	3905	PRJ	Elena A. Miles		53.87	
23400	Payroll Tax Payable	1/15/24	3906	PRJ	Shu Ying Lai		40.87	
23400	Payroll Tax Payable	1/15/24	3906	PRJ	Shu Ying Lai		304.22	
23400	Payroll Tax Payable	1/15/24	3906	PRJ	Shu Ying Lai		953.47	
23400	Payroll Tax Payable	1/15/24	3906	PRJ	Shu Ying Lai		22.29	
23400	Payroll Tax Payable	1/15/24	3906	PRJ	Shu Ying Lai		55.73	
23400	Payroll Tax Payable	1/15/24	3906	PRJ	Shu Ying Lai		230.33	
23400	Payroll Tax Payable	1/15/24	3906	PRJ	Shu Ying Lai		230.33	
23400	Payroll Tax Payable	1/15/24	3906	PRJ	Shu Ying Lai		53.87	
23400	Payroll Tax Payable	1/15/24	3906	PRJ	Shu Ying Lai		3.72	
23400	Payroll Tax Payable	1/15/24	3906	PRJ	Shu Ying Lai			
23400	Payroll Tax Payable	1/17/24	EFTPS-0124-1	CDJ	IRS - ssn	678.90		
23400	Payroll Tax Payable	1/17/24	EFTPS-0124-1	CDJ	IRS - medicare	158.78		
23400	Payroll Tax Payable	1/17/24	EFTPS-0124-1	CDJ	IRS - tax withholding	1,142.34		
23400	Payroll Tax Payable	1/31/24	3916	PRJ	Elena A. Miles		28.65	
23400	Payroll Tax Payable	1/31/24	3916	PRJ	Elena A. Miles		109.12	
23400	Payroll Tax Payable	1/31/24	3916	PRJ	Elena A. Miles		25.52	
23400	Payroll Tax Payable	1/31/24	3916	PRJ	Elena A. Miles		188.87	
23400	Payroll Tax Payable	1/31/24	3916	PRJ	Elena A. Miles		109.12	
23400	Payroll Tax Payable	1/31/24	3916	PRJ	Elena A. Miles		24.26	
23400	Payroll Tax Payable	1/31/24	3916	PRJ	Elena A. Miles		25.52	
23400	Payroll Tax Payable	1/31/24	3916	PRJ	Elena A. Miles		10.56	
23400	Payroll Tax Payable	1/31/24	3916	PRJ	Elena A. Miles		21.01	
23400	Payroll Tax Payable	1/31/24	3916	PRJ	Elena A. Miles		1.91	
23400	Payroll Tax Payable	1/31/24	3917	PRJ	Shu Ying Lai		953.47	
23400	Payroll Tax Payable	1/31/24	3917	PRJ	Shu Ying Lai		230.33	
23400	Payroll Tax Payable	1/31/24	3917	PRJ	Shu Ying Lai		49.27	
23400	Payroll Tax Payable	1/31/24	3917	PRJ	Shu Ying Lai		53.86	
23400	Payroll Tax Payable	1/31/24	3917	PRJ	Shu Ying Lai		230.33	
23400	Payroll Tax Payable	1/31/24	3917	PRJ	Shu Ying Lai		304.22	
23400	Payroll Tax Payable	1/31/24	3917	PRJ	Shu Ying Lai		19.71	
23400	Payroll Tax Payable	1/31/24	3917	PRJ	Shu Ying Lai		53.86	
23400	Payroll Tax Payable	1/31/24	3917	PRJ	Shu Ying Lai		40.86	
23400	Payroll Tax Payable	1/31/24	3917	PRJ	Shu Ying Lai		3.28	
23400	Payroll Tax Payable	1/31/24	3918	PRJ	Yung D. Fan		74.40	
23400	Payroll Tax Payable	1/31/24	3918	PRJ	Yung D. Fan		74.40	

Account ID	Account Description	Date	Reference	Jrnl	Trans Description	Debit Amt	Credit Amt	Balance
23400	Payroll Tax Payable	1/31/24	3918	PRJ	Yung D. Fan		17.40	
23400	Payroll Tax Payable	1/31/24	3918	PRJ	Yung D. Fan		100.00	
23400	Payroll Tax Payable	1/31/24	3918	PRJ	Yung D. Fan		7.20	
23400	Payroll Tax Payable	1/31/24	3918	PRJ	Yung D. Fan		13.20	
23400	Payroll Tax Payable	1/31/24	3918	PRJ	Yung D. Fan		17.40	
23400	Payroll Tax Payable	1/31/24	3918	PRJ	Yung D. Fan		1.20	
23400	Payroll Tax Payable	1/31/24	3918	PRJ	Yung D. Fan		18.00	
23400	Payroll Tax Payable	1/31/24	3918	PRJ	Yung D. Fan		25.00	
23400	Payroll Tax Payable	1/31/24	3918	PRJ	Yung D. Fan		30.15	
23400	Payroll Tax Payable	1/31/24	3919	PRJ	Joseph Freitas		22.87	
23400	Payroll Tax Payable	1/31/24	3919	PRJ	Joseph Freitas		2.08	
23400	Payroll Tax Payable	1/31/24	3919	PRJ	Joseph Freitas		135.65	
23400	Payroll Tax Payable	1/31/24	3919	PRJ	Joseph Freitas		128.90	
23400	Payroll Tax Payable	1/31/24	3919	PRJ	Joseph Freitas		30.15	
23400	Payroll Tax Payable	1/31/24	3919	PRJ	Joseph Freitas		128.90	
23400	Payroll Tax Payable	1/31/24	3919	PRJ	Joseph Freitas		12.47	
23400	Payroll Tax Payable	1/31/24	3919	PRJ	Joseph Freitas		13.16	
23400	Payroll Tax Payable	1/31/24	3919	PRJ	Joseph Freitas		31.19	
23400	Payroll Tax Payable	1/31/24	3919	PRJ	Joseph Freitas		5,860.69	-3,880.67
23400	Payroll Tax Payable	1/31/24	3919	PRJ	Current Period Chang	1,980.02		-3,880.67
23400	Payroll Tax Payable	2/1/24			Beginning Balance			
23400	Payroll Tax Payable	2/12/24	EFTPS-0124-2 CDJ		IRS - FIT, 1/16-1/31/2	1,377.99		
23400	Payroll Tax Payable	2/12/24	EFTPS-0124-2 CDJ		IRS - Medicare, 1/16-1	253.86		
23400	Payroll Tax Payable	2/12/24	EFTPS-0124-2 CDJ		IRS - Social Security,	1,085.50		
23400	Payroll Tax Payable	2/12/24	EDD CA -0124 CDJ		Employment Develop	695.12		
23400	Payroll Tax Payable	2/12/24	EDD CA -0124 CDJ		Employment Develop	14.10		
23400	Payroll Tax Payable	2/12/24	EDD CA -0124 CDJ		Employment Develop	211.49		
23400	Payroll Tax Payable	2/12/24	EDD CA -0124 CDJ		Employment Develop	159.82		
23400	Payroll Tax Payable	2/15/24	3928	PRJ	Elena A. Miles		208.32	
23400	Payroll Tax Payable	2/15/24	3928	PRJ	Elena A. Miles		83.21	
23400	Payroll Tax Payable	2/15/24	3928	PRJ	Elena A. Miles		380.87	
23400	Payroll Tax Payable	2/15/24	3928	PRJ	Elena A. Miles		47.70	
23400	Payroll Tax Payable	2/15/24	3928	PRJ	Elena A. Miles		48.72	
23400	Payroll Tax Payable	2/15/24	3928	PRJ	Elena A. Miles		20.16	
23400	Payroll Tax Payable	2/15/24	3928	PRJ	Elena A. Miles		38.61	
23400	Payroll Tax Payable	2/15/24	3928	PRJ	Elena A. Miles		3.18	
23400	Payroll Tax Payable	2/15/24	3928	PRJ	Elena A. Miles		48.72	
23400	Payroll Tax Payable	2/15/24	3928	PRJ	Elena A. Miles		208.32	
23400	Payroll Tax Payable	2/15/24	3928	PRJ	Elena A. Miles		230.33	
23400	Payroll Tax Payable	2/15/24	3929	PRJ	Shu Ying Lai		53.87	
23400	Payroll Tax Payable	2/15/24	3929	PRJ	Shu Ying Lai		230.33	
23400	Payroll Tax Payable	2/15/24	3929	PRJ	Shu Ying Lai		40.87	
23400	Payroll Tax Payable	2/15/24	3929	PRJ	Shu Ying Lai		304.22	
23400	Payroll Tax Payable	2/15/24	3929	PRJ	Shu Ying Lai		953.47	

Account ID	Account Description	Date	Reference	Jrnl	Trans Description	Debit Amt	Credit Amt	Balance
23400	Payroll Tax Payable	2/15/24	3929	PRJ	Shu Ying Lai		53.87	
23400	Payroll Tax Payable	2/21/24	EFTPS-0224-1	CDJ	IRS - Federal tax-SS,	877.30		
23400	Payroll Tax Payable	2/21/24	EFTPS-0224-1	CDJ	IRS - Federal tax-Tax	1,334.34		
23400	Payroll Tax Payable	2/21/24	EFTPS-0224-1	CDJ	IRS - Federal tax-Mec	205.18		
23400	Payroll Tax Payable	2/29/24	3934	PRJ	Shu Ying Lai		53.87	
23400	Payroll Tax Payable	2/29/24	3934	PRJ	Shu Ying Lai		53.87	
23400	Payroll Tax Payable	2/29/24	3934	PRJ	Shu Ying Lai		304.22	
23400	Payroll Tax Payable	2/29/24	3934	PRJ	Shu Ying Lai		230.33	
23400	Payroll Tax Payable	2/29/24	3934	PRJ	Shu Ying Lai		230.33	
23400	Payroll Tax Payable	2/29/24	3934	PRJ	Shu Ying Lai		40.87	
23400	Payroll Tax Payable	2/29/24	3934	PRJ	Shu Ying Lai		944.97	
23400	Payroll Tax Payable	2/29/24	3934	PRJ	Shu Ying Lai		109.12	
23400	Payroll Tax Payable	2/29/24	3935	PRJ	Elena A. Miles		25.52	
23400	Payroll Tax Payable	2/29/24	3935	PRJ	Elena A. Miles		25.52	
23400	Payroll Tax Payable	2/29/24	3935	PRJ	Elena A. Miles		109.12	
23400	Payroll Tax Payable	2/29/24	3935	PRJ	Elena A. Miles		180.37	
23400	Payroll Tax Payable	2/29/24	3935	PRJ	Elena A. Miles		21.01	
23400	Payroll Tax Payable	2/29/24	3935	PRJ	Elena A. Miles		24.26	
23400	Payroll Tax Payable	2/29/24	3935	PRJ	Elena A. Miles		0.72	
23400	Payroll Tax Payable	2/29/24	3936	PRJ	Yung D. Fan		1.20	
23400	Payroll Tax Payable	2/29/24	3936	PRJ	Yung D. Fan		100.00	
23400	Payroll Tax Payable	2/29/24	3936	PRJ	Yung D. Fan		17.40	
23400	Payroll Tax Payable	2/29/24	3936	PRJ	Yung D. Fan		74.40	
23400	Payroll Tax Payable	2/29/24	3936	PRJ	Yung D. Fan		13.20	
23400	Payroll Tax Payable	2/29/24	3936	PRJ	Yung D. Fan		17.40	
23400	Payroll Tax Payable	2/29/24	3936	PRJ	Yung D. Fan		25.00	
23400	Payroll Tax Payable	2/29/24	3936	PRJ	Yung D. Fan		18.00	
23400	Payroll Tax Payable	2/29/24	3936	PRJ	Yung D. Fan		74.40	
23400	Payroll Tax Payable	2/29/24	3936	PRJ	Yung D. Fan		7.20	
23400	Payroll Tax Payable	2/29/24	3942	PRJ	Joseph Freitas		4.89	
23400	Payroll Tax Payable	2/29/24	3942	PRJ	Joseph Freitas		4.89	
23400	Payroll Tax Payable	2/29/24	3942	PRJ	Joseph Freitas		2.03	
23400	Payroll Tax Payable	2/29/24	3942	PRJ	Joseph Freitas		20.93	
23400	Payroll Tax Payable	2/29/24	3942	PRJ	Joseph Freitas		5.06	
23400	Payroll Tax Payable	2/29/24	3942	PRJ	Joseph Freitas		0.34	
23400	Payroll Tax Payable	2/29/24	3942	PRJ	Joseph Freitas		3.71	
23400	Payroll Tax Payable	2/29/24	3942	PRJ	Joseph Freitas		20.93	
23400	Payroll Tax Payable	2/29/24	3942	PRJ	Current Period Chang	6,214.70		494.85
23400	Payroll Tax Payable	3/1/24			Beginning Balance		5,719.85	-3,385.82
23400	Payroll Tax Payable	3/13/24	EFTPS-0224-1	CDJ	IRS - FIT, 2/16-2/29/2	1,225.34		
23400	Payroll Tax Payable	3/13/24	EFTPS-0224-1	CDJ	IRS - Medicare, 2/16-	203.36		
23400	Payroll Tax Payable	3/13/24	EFTPS-0224-1	CDJ	IRS - Social Security,	869.56		
23400	Payroll Tax Payable	3/13/24	EDD CA-0224	CDJ	Employment Develop	70.76		

Account ID	Account Description	Date	Reference	Jrnl	Trans Description	Debit Amt	Credit Amt	Balance
23400	Payroll Tax Payable	3/13/24	EDD CA-0224	CDJ	Employment Develop	740.91		
23400	Payroll Tax Payable	3/13/24	EDD CA-0224	CDJ	Employment Develop	4.72		
23400	Payroll Tax Payable	3/13/24	EDD CA-0224	CDJ	Employment Develop	158.27		
23400	Payroll Tax Payable	3/15/24	3945	PRJ	Elena A. Miles		21.01	
23400	Payroll Tax Payable	3/15/24	3945	PRJ	Elena A. Miles		25.52	
23400	Payroll Tax Payable	3/15/24	3945	PRJ	Elena A. Miles		109.12	
23400	Payroll Tax Payable	3/15/24	3945	PRJ	Elena A. Miles		24.26	
23400	Payroll Tax Payable	3/15/24	3945	PRJ	Elena A. Miles		180.37	
23400	Payroll Tax Payable	3/15/24	3945	PRJ	Elena A. Miles		109.12	
23400	Payroll Tax Payable	3/15/24	3945	PRJ	Elena A. Miles		25.52	
23400	Payroll Tax Payable	3/15/24	3946	PRJ	Shu Ying Lai		230.33	
23400	Payroll Tax Payable	3/15/24	3946	PRJ	Shu Ying Lai		944.97	
23400	Payroll Tax Payable	3/15/24	3946	PRJ	Shu Ying Lai		40.87	
23400	Payroll Tax Payable	3/15/24	3946	PRJ	Shu Ying Lai		304.22	
23400	Payroll Tax Payable	3/15/24	3946	PRJ	Shu Ying Lai		53.87	
23400	Payroll Tax Payable	3/15/24	3946	PRJ	Shu Ying Lai		53.87	
23400	Payroll Tax Payable	3/15/24	3946	PRJ	Shu Ying Lai		230.33	
23400	Payroll Tax Payable	3/19/24	EFTPS-0324-1	CDJ	IRS - Federal Tax-FIT	1,125.34		
23400	Payroll Tax Payable	3/19/24	EFTPS-0324-1	CDJ	IRS - Federal Tax-So	678.90		
23400	Payroll Tax Payable	3/19/24	EFTPS-0324-1	CDJ	IRS - Federal Tax-Me	158.78		
23400	Payroll Tax Payable	3/31/24	3951	PRJ	Elena A. Miles		180.37	
23400	Payroll Tax Payable	3/31/24	3951	PRJ	Elena A. Miles		24.26	
23400	Payroll Tax Payable	3/31/24	3951	PRJ	Elena A. Miles		25.52	
23400	Payroll Tax Payable	3/31/24	3951	PRJ	Elena A. Miles		109.12	
23400	Payroll Tax Payable	3/31/24	3951	PRJ	Elena A. Miles		109.12	
23400	Payroll Tax Payable	3/31/24	3951	PRJ	Elena A. Miles		25.52	
23400	Payroll Tax Payable	3/31/24	3951	PRJ	Elena A. Miles		21.01	
23400	Payroll Tax Payable	3/31/24	3952	PRJ	Yung D. Fan		100.00	
23400	Payroll Tax Payable	3/31/24	3952	PRJ	Yung D. Fan		13.20	
23400	Payroll Tax Payable	3/31/24	3952	PRJ	Yung D. Fan		18.00	
23400	Payroll Tax Payable	3/31/24	3952	PRJ	Yung D. Fan		74.40	
23400	Payroll Tax Payable	3/31/24	3952	PRJ	Yung D. Fan		17.40	
23400	Payroll Tax Payable	3/31/24	3952	PRJ	Yung D. Fan		1.20	
23400	Payroll Tax Payable	3/31/24	3952	PRJ	Yung D. Fan		25.00	
23400	Payroll Tax Payable	3/31/24	3952	PRJ	Yung D. Fan		74.40	
23400	Payroll Tax Payable	3/31/24	3952	PRJ	Yung D. Fan		17.40	
23400	Payroll Tax Payable	3/31/24	3952	PRJ	Yung D. Fan		7.20	
23400	Payroll Tax Payable	3/31/24	3953	PRJ	Shu Ying Lai		61.12	
23400	Payroll Tax Payable	3/31/24	3953	PRJ	Shu Ying Lai		337.22	
23400	Payroll Tax Payable	3/31/24	3953	PRJ	Shu Ying Lai		61.12	
23400	Payroll Tax Payable	3/31/24	3953	PRJ	Shu Ying Lai		261.33	
23400	Payroll Tax Payable	3/31/24	3953	PRJ	Shu Ying Lai		1,004.97	
23400	Payroll Tax Payable	3/31/24	3953	PRJ	Shu Ying Lai		261.33	

Account ID	Account Description	Date	Reference	Jrnl	Trans Description	Debit Amt	Credit Amt	Balance
23400	Payroll Tax Payable	3/31/24	3953	PRJ	Shu Ying Lai		46.37	
23400	Payroll Tax Payable	3/31/24	3957	PRJ	Joseph Freitas		0.15	
23400	Payroll Tax Payable	3/31/24	3957	PRJ	Joseph Freitas		1.63	
23400	Payroll Tax Payable	3/31/24	3957	PRJ	Joseph Freitas		0.89	
23400	Payroll Tax Payable	3/31/24	3957	PRJ	Joseph Freitas		2.15	
23400	Payroll Tax Payable	3/31/24	3957	PRJ	Joseph Freitas		9.21	
23400	Payroll Tax Payable	3/31/24	3957	PRJ	Joseph Freitas		2.15	
23400	Payroll Tax Payable	3/31/24	3957	PRJ	Joseph Freitas		9.21	
23400	Payroll Tax Payable	3/31/24	3957	PRJ	Joseph Freitas		2.23	
23400	Payroll Tax Payable	3/31/24	3957	PRJ	Current Period Chang	5,235.94	5,257.58	-21.64
23400	Payroll Tax Payable	4/1/24			Beginning Balance			-3,407.46
23400	Payroll Tax Payable	4/2/24	EFTPS-0324-2	CDJ	IRS - Social Security,	908.12		
23400	Payroll Tax Payable	4/2/24	EFTPS-0324-2	CDJ	IRS - FIT, 3/16-3/31/2	1,285.34		
23400	Payroll Tax Payable	4/2/24	EFTPS-0324-2	CDJ	IRS - Medicare, 3/16-	212.38		
23400	Payroll Tax Payable	4/8/24	EDD CA-0324	CDJ	Employment Develop	1.35		
23400	Payroll Tax Payable	4/8/24	EDD CA-0324	CDJ	Employment Develop	20.23		
23400	Payroll Tax Payable	4/8/24	EDD CA-0324	CDJ	Employment Develop	714.96		
23400	Payroll Tax Payable	4/8/24	EDD CA-0324	CDJ	Employment Develop	144.09		
23400	Payroll Tax Payable	4/15/24	3960	PRJ	Elena A. Miles		25.52	
23400	Payroll Tax Payable	4/15/24	3960	PRJ	Elena A. Miles		24.26	
23400	Payroll Tax Payable	4/15/24	3960	PRJ	Elena A. Miles		25.52	
23400	Payroll Tax Payable	4/15/24	3960	PRJ	Elena A. Miles		21.01	
23400	Payroll Tax Payable	4/15/24	3960	PRJ	Elena A. Miles		109.12	
23400	Payroll Tax Payable	4/15/24	3960	PRJ	Elena A. Miles		109.12	
23400	Payroll Tax Payable	4/15/24	3960	PRJ	Elena A. Miles		180.37	
23400	Payroll Tax Payable	4/15/24	3961	PRJ	Shu Ying Lai		77.07	
23400	Payroll Tax Payable	4/15/24	3961	PRJ	Shu Ying Lai		58.47	
23400	Payroll Tax Payable	4/15/24	3961	PRJ	Shu Ying Lai		1,207.63	
23400	Payroll Tax Payable	4/15/24	3961	PRJ	Shu Ying Lai		329.53	
23400	Payroll Tax Payable	4/15/24	3961	PRJ	Shu Ying Lai		77.07	
23400	Payroll Tax Payable	4/15/24	3961	PRJ	Shu Ying Lai		329.53	
23400	Payroll Tax Payable	4/15/24	3961	PRJ	Shu Ying Lai		422.68	
23400	Payroll Tax Payable	4/17/24	EFTPS-0424-1	CDJ	IRS - Federal Tax-Soc	877.30		
23400	Payroll Tax Payable	4/17/24	EFTPS-0424-1	CDJ	IRS - Federal Tax-Me	205.18		
23400	Payroll Tax Payable	4/17/24	EFTPS-0424-1	CDJ	IRS - Federal Tax-FIT	1,388.00		
23400	Payroll Tax Payable	4/30/24	3965	PRJ	Elena A. Miles		21.01	
23400	Payroll Tax Payable	4/30/24	3965	PRJ	Elena A. Miles		109.12	
23400	Payroll Tax Payable	4/30/24	3965	PRJ	Elena A. Miles		109.12	
23400	Payroll Tax Payable	4/30/24	3965	PRJ	Elena A. Miles		25.52	
23400	Payroll Tax Payable	4/30/24	3965	PRJ	Elena A. Miles		25.52	
23400	Payroll Tax Payable	4/30/24	3965	PRJ	Elena A. Miles		24.26	
23400	Payroll Tax Payable	4/30/24	3965	PRJ	Elena A. Miles		180.37	
23400	Payroll Tax Payable	4/30/24	3966	PRJ	Shu Ying Lai		53.86	

Account ID	Account Description	Date	Reference	Jrnl	Trans Description	Debit Amt	Credit Amt	Balance
23400	Payroll Tax Payable	4/30/24	3966	PRJ	Shu Ying Lai		944.97	
23400	Payroll Tax Payable	4/30/24	3966	PRJ	Shu Ying Lai		230.33	
23400	Payroll Tax Payable	4/30/24	3966	PRJ	Shu Ying Lai		304.22	
23400	Payroll Tax Payable	4/30/24	3966	PRJ	Shu Ying Lai		53.86	
23400	Payroll Tax Payable	4/30/24	3966	PRJ	Shu Ying Lai		40.87	
23400	Payroll Tax Payable	4/30/24	3966	PRJ	Shu Ying Lai		230.33	
23400	Payroll Tax Payable	4/30/24	3967	PRJ	Yung D. Fan		25.00	
23400	Payroll Tax Payable	4/30/24	3967	PRJ	Yung D. Fan		74.40	
23400	Payroll Tax Payable	4/30/24	3967	PRJ	Yung D. Fan		17.40	
23400	Payroll Tax Payable	4/30/24	3967	PRJ	Yung D. Fan		1.20	
23400	Payroll Tax Payable	4/30/24	3967	PRJ	Yung D. Fan		18.00	
23400	Payroll Tax Payable	4/30/24	3967	PRJ	Yung D. Fan		13.20	
23400	Payroll Tax Payable	4/30/24	3967	PRJ	Yung D. Fan		100.00	
23400	Payroll Tax Payable	4/30/24	3967	PRJ	Yung D. Fan		17.40	
23400	Payroll Tax Payable	4/30/24	3967	PRJ	Yung D. Fan		7.20	
23400	Payroll Tax Payable	4/30/24	3967	PRJ	Yung D. Fan		74.40	
23400	Payroll Tax Payable	4/30/24	3971	PRJ	Joseph Freitas		7.39	
23400	Payroll Tax Payable	4/30/24	3971	PRJ	Joseph Freitas		0.49	
23400	Payroll Tax Payable	4/30/24	3971	PRJ	Joseph Freitas		7.14	
23400	Payroll Tax Payable	4/30/24	3971	PRJ	Joseph Freitas		30.55	
23400	Payroll Tax Payable	4/30/24	3971	PRJ	Joseph Freitas		2.96	
23400	Payroll Tax Payable	4/30/24	3971	PRJ	Joseph Freitas		7.14	
23400	Payroll Tax Payable	4/30/24	3971	PRJ	Joseph Freitas		5.42	
23400	Payroll Tax Payable	4/30/24	3971	PRJ	Joseph Freitas		30.55	
23400	Payroll Tax Payable	4/30/24	3971	PRJ	Current Period Chang	5,756.95	5,790.10	-33.15
23400	Payroll Tax Payable	5/1/24			Beginning Balance			-3,440.61
23400	Payroll Tax Payable	5/2/24	EFTPS-0424-2 CDJ		IRS - FIT, 4/16 -4/30/24	1,225.34		
23400	Payroll Tax Payable	5/2/24	EFTPS-0424-2 CDJ		IRS - Social Security,	888.80		
23400	Payroll Tax Payable	5/2/24	EFTPS-0424-2 CDJ		IRS - Medicare, 4/16-	207.84		
23400	Payroll Tax Payable	5/8/24	EDD CA-0424 CDJ		Employment Develop	25.39		
23400	Payroll Tax Payable	5/8/24	EDD CA-0424 CDJ		Employment Develop	800.42		
23400	Payroll Tax Payable	5/8/24	EDD CA-0424 CDJ		Employment Develop	159.98		
23400	Payroll Tax Payable	5/8/24	EDD CA-0424 CDJ		Employment Develop	1.69		
23400	Payroll Tax Payable	5/15/24	3973	PRJ	Shu Ying Lai		230.33	
23400	Payroll Tax Payable	5/15/24	3973	PRJ	Shu Ying Lai		40.87	
23400	Payroll Tax Payable	5/15/24	3973	PRJ	Shu Ying Lai		53.87	
23400	Payroll Tax Payable	5/15/24	3973	PRJ	Shu Ying Lai		230.33	
23400	Payroll Tax Payable	5/15/24	3973	PRJ	Shu Ying Lai		53.87	
23400	Payroll Tax Payable	5/15/24	3973	PRJ	Shu Ying Lai		944.97	
23400	Payroll Tax Payable	5/15/24	3973	PRJ	Shu Ying Lai		304.22	
23400	Payroll Tax Payable	5/15/24	3974	PRJ	Elena A. Miles		109.12	
23400	Payroll Tax Payable	5/15/24	3974	PRJ	Elena A. Miles		25.52	
23400	Payroll Tax Payable	5/15/24	3974	PRJ	Elena A. Miles		180.37	

Account ID	Account Description	Date	Reference	Jrnl	Trans Description	Debit Amt	Credit Amt	Balance
23400	Payroll Tax Payable	5/15/24	3974	PRJ	Elena A. Miles		25.52	
23400	Payroll Tax Payable	5/15/24	3974	PRJ	Elena A. Miles		21.01	
23400	Payroll Tax Payable	5/15/24	3974	PRJ	Elena A. Miles		109.12	
23400	Payroll Tax Payable	5/15/24	3974	PRJ	Elena A. Miles		24.26	
23400	Payroll Tax Payable	5/16/24	EFTPS-0524-1	CDJ	IRS - Federal Tax-So	678.90		
23400	Payroll Tax Payable	5/16/24	EFTPS-0524-1	CDJ	IRS - Federal Tax-Me	158.78		
23400	Payroll Tax Payable	5/16/24	EFTPS-0524-1	CDJ	IRS - Federal Tax-FIT	1,125.34		
23400	Payroll Tax Payable	5/31/24	3981	PRJ	Yung D. Fan		13.20	
23400	Payroll Tax Payable	5/31/24	3981	PRJ	Yung D. Fan		7.20	
23400	Payroll Tax Payable	5/31/24	3981	PRJ	Yung D. Fan		18.00	
23400	Payroll Tax Payable	5/31/24	3981	PRJ	Yung D. Fan		25.00	
23400	Payroll Tax Payable	5/31/24	3981	PRJ	Yung D. Fan		74.40	
23400	Payroll Tax Payable	5/31/24	3981	PRJ	Yung D. Fan		17.40	
23400	Payroll Tax Payable	5/31/24	3981	PRJ	Yung D. Fan		100.00	
23400	Payroll Tax Payable	5/31/24	3981	PRJ	Yung D. Fan		17.40	
23400	Payroll Tax Payable	5/31/24	3981	PRJ	Yung D. Fan		74.40	
23400	Payroll Tax Payable	5/31/24	3981	PRJ	Yung D. Fan		1.20	
23400	Payroll Tax Payable	5/31/24	3982	PRJ	Shu Ying Lai		944.97	
23400	Payroll Tax Payable	5/31/24	3982	PRJ	Shu Ying Lai		230.33	
23400	Payroll Tax Payable	5/31/24	3982	PRJ	Shu Ying Lai		40.87	
23400	Payroll Tax Payable	5/31/24	3982	PRJ	Shu Ying Lai		230.33	
23400	Payroll Tax Payable	5/31/24	3982	PRJ	Shu Ying Lai		53.86	
23400	Payroll Tax Payable	5/31/24	3982	PRJ	Shu Ying Lai		53.86	
23400	Payroll Tax Payable	5/31/24	3982	PRJ	Shu Ying Lai		304.22	
23400	Payroll Tax Payable	5/31/24	3985	PRJ	Elena A. Miles		35.26	
23400	Payroll Tax Payable	5/31/24	3985	PRJ	Elena A. Miles		32.77	
23400	Payroll Tax Payable	5/31/24	3985	PRJ	Elena A. Miles		140.12	
23400	Payroll Tax Payable	5/31/24	3985	PRJ	Elena A. Miles		32.77	
23400	Payroll Tax Payable	5/31/24	3985	PRJ	Elena A. Miles		240.37	
23400	Payroll Tax Payable	5/31/24	3985	PRJ	Elena A. Miles		26.51	
23400	Payroll Tax Payable	5/31/24	3985	PRJ	Elena A. Miles		140.12	
23400	Payroll Tax Payable	5/31/24	3986	PRJ	Joseph Freitas		0.61	
23400	Payroll Tax Payable	5/31/24	3986	PRJ	Joseph Freitas		9.11	
23400	Payroll Tax Payable	5/31/24	3986	PRJ	Joseph Freitas		8.81	
23400	Payroll Tax Payable	5/31/24	3986	PRJ	Joseph Freitas		6.68	
23400	Payroll Tax Payable	5/31/24	3986	PRJ	Joseph Freitas		3.65	
23400	Payroll Tax Payable	5/31/24	3986	PRJ	Joseph Freitas		37.67	
23400	Payroll Tax Payable	5/31/24	3986	PRJ	Joseph Freitas		37.67	
23400	Payroll Tax Payable	5/31/24	3986	PRJ	Joseph Freitas		8.81	
23400	Payroll Tax Payable	5/31/24	3986	PRJ	Current Period Chang	5,272.48	5,320.95	-48.47
23400	Payroll Tax Payable	6/1/24			Beginning Balance			-3,489.08
23400	Payroll Tax Payable	6/4/24	EFTPS-0524-1	CDJ	IRS - FIT, 5/16 - 5/31,	1,285.34		
23400	Payroll Tax Payable	6/4/24	EFTPS-0524-1	CDJ	IRS - Social Security,	965.04		

Account ID	Account Description	Date	Reference	Jrnl	Trans Description	Debit Amt	Credit Amt	Balance
23400	Payroll Tax Payable	6/4/24	EFTPS-0524-2	CDJ	IRS - Medicare, 5/16	225.68		
23400	Payroll Tax Payable	6/12/24	EDD CA-0524	CDJ	Employment Develop	27.11		
23400	Payroll Tax Payable	6/12/24	EDD CA-0524	CDJ	Employment Develop	692.96		
23400	Payroll Tax Payable	6/12/24	EDD CA-0524	CDJ	Employment Develop	149.14		
23400	Payroll Tax Payable	6/12/24	EDD CA-0524	CDJ	Employment Develop	1.81		
23400	Payroll Tax Payable	6/15/24	3989	PRJ	Elena A. Miles		24.26	
23400	Payroll Tax Payable	6/15/24	3989	PRJ	Elena A. Miles		109.12	
23400	Payroll Tax Payable	6/15/24	3989	PRJ	Elena A. Miles		109.12	
23400	Payroll Tax Payable	6/15/24	3989	PRJ	Elena A. Miles		25.52	
23400	Payroll Tax Payable	6/15/24	3989	PRJ	Elena A. Miles		21.01	
23400	Payroll Tax Payable	6/15/24	3989	PRJ	Elena A. Miles		180.37	
23400	Payroll Tax Payable	6/15/24	3989	PRJ	Elena A. Miles		25.52	
23400	Payroll Tax Payable	6/15/24	3989	PRJ	Elena A. Miles		230.33	
23400	Payroll Tax Payable	6/15/24	3990	PRJ	Shu Ying Lai		304.22	
23400	Payroll Tax Payable	6/15/24	3990	PRJ	Shu Ying Lai		53.87	
23400	Payroll Tax Payable	6/15/24	3990	PRJ	Shu Ying Lai		230.33	
23400	Payroll Tax Payable	6/15/24	3990	PRJ	Shu Ying Lai		40.87	
23400	Payroll Tax Payable	6/15/24	3990	PRJ	Shu Ying Lai		53.87	
23400	Payroll Tax Payable	6/15/24	3990	PRJ	Shu Ying Lai		944.97	
23400	Payroll Tax Payable	6/17/24	EFTPS-0624-1	CDJ	IRS - Federal Tax-Sol	678.90		
23400	Payroll Tax Payable	6/17/24	EFTPS-0624-1	CDJ	IRS - Federal Tax-Me	158.78		
23400	Payroll Tax Payable	6/17/24	EFTPS-0624-1	CDJ	IRS - Federal Tax-FIT	1,125.34		
23400	Payroll Tax Payable	6/30/24	3995	PRJ	Elena A. Miles		109.12	
23400	Payroll Tax Payable	6/30/24	3995	PRJ	Elena A. Miles		21.01	
23400	Payroll Tax Payable	6/30/24	3995	PRJ	Elena A. Miles		24.26	
23400	Payroll Tax Payable	6/30/24	3995	PRJ	Elena A. Miles		25.52	
23400	Payroll Tax Payable	6/30/24	3995	PRJ	Elena A. Miles		180.37	
23400	Payroll Tax Payable	6/30/24	3995	PRJ	Elena A. Miles		109.12	
23400	Payroll Tax Payable	6/30/24	3995	PRJ	Elena A. Miles		25.52	
23400	Payroll Tax Payable	6/30/24	3995	PRJ	Elena A. Miles		74.40	
23400	Payroll Tax Payable	6/30/24	3996	PRJ	Yung D. Fan		15.00	
23400	Payroll Tax Payable	6/30/24	3996	PRJ	Yung D. Fan		13.20	
23400	Payroll Tax Payable	6/30/24	3996	PRJ	Yung D. Fan		25.00	
23400	Payroll Tax Payable	6/30/24	3996	PRJ	Yung D. Fan		17.40	
23400	Payroll Tax Payable	6/30/24	3996	PRJ	Yung D. Fan		17.40	
23400	Payroll Tax Payable	6/30/24	3996	PRJ	Yung D. Fan		74.40	
23400	Payroll Tax Payable	6/30/24	3996	PRJ	Yung D. Fan		1.00	
23400	Payroll Tax Payable	6/30/24	3996	PRJ	Yung D. Fan		100.00	
23400	Payroll Tax Payable	6/30/24	3996	PRJ	Yung D. Fan		6.00	
23400	Payroll Tax Payable	6/30/24	3997	PRJ	Shu Ying Lai		261.33	
23400	Payroll Tax Payable	6/30/24	3997	PRJ	Shu Ying Lai		61.11	
23400	Payroll Tax Payable	6/30/24	3997	PRJ	Shu Ying Lai		1,004.97	
23400	Payroll Tax Payable	6/30/24	3997	PRJ	Shu Ying Lai		61.11	

Account ID	Account Description	Date	Reference	Jrnl	Trans Description	Debit Amt	Credit Amt	Balance
23400	Payroll Tax Payable	6/30/24	3997	PRJ	Shu Ying Lai		261.33	
23400	Payroll Tax Payable	6/30/24	3997	PRJ	Shu Ying Lai		337.22	
23400	Payroll Tax Payable	6/30/24	3997	PRJ	Shu Ying Lai		46.37	
23400	Payroll Tax Payable	6/30/24	3999	PRJ	Joseph Freitas		5.27	
23400	Payroll Tax Payable	6/30/24	3999	PRJ	Joseph Freitas		5.09	
23400	Payroll Tax Payable	6/30/24	3999	PRJ	Joseph Freitas		3.86	
23400	Payroll Tax Payable	6/30/24	3999	PRJ	Joseph Freitas		21.76	
23400	Payroll Tax Payable	6/30/24	3999	PRJ	Joseph Freitas		5.09	
23400	Payroll Tax Payable	6/30/24	3999	PRJ	Joseph Freitas		21.76	
23400	Payroll Tax Payable	6/30/24	3999	PRJ	Joseph Freitas		2.11	
23400	Payroll Tax Payable	6/30/24	3999	PRJ	Joseph Freitas		0.35	
23400	Payroll Tax Payable				Current Period Chang	5,310.10		19.27
23400	Payroll Tax Payable	7/1/24			Beginning Balance			-3,469.81
23400	Payroll Tax Payable	7/2/24	EFTPS-0624-2	CDJ	IRS - FIT, 6/16-6/30/2	1,285.34		
23400	Payroll Tax Payable	7/2/24	EFTPS-0624-2	CDJ	IRS - Social Security,	933.22		
23400	Payroll Tax Payable	7/2/24	EFTPS-0624-2	CDJ	IRS - Medicare, 6/16-	218.24		
23400	Payroll Tax Payable	7/10/24	EDD CA-0624	CDJ	Employment Develop	20.27		
23400	Payroll Tax Payable	7/10/24	EDD CA-0624	CDJ	Employment Develop	714.96		
23400	Payroll Tax Payable	7/10/24	EDD CA-0624	CDJ	Employment Develop	146.32		
23400	Payroll Tax Payable	7/10/24	EDD CA-0624	CDJ	Employment Develop	1.35		
23400	Payroll Tax Payable	7/15/24	4005	PRJ	Elena A. Miles		25.52	
23400	Payroll Tax Payable	7/15/24	4005	PRJ	Elena A. Miles		24.26	
23400	Payroll Tax Payable	7/15/24	4005	PRJ	Elena A. Miles		180.37	
23400	Payroll Tax Payable	7/15/24	4005	PRJ	Elena A. Miles		109.12	
23400	Payroll Tax Payable	7/15/24	4005	PRJ	Elena A. Miles		25.52	
23400	Payroll Tax Payable	7/15/24	4005	PRJ	Elena A. Miles		109.12	
23400	Payroll Tax Payable	7/15/24	4005	PRJ	Elena A. Miles		21.01	
23400	Payroll Tax Payable	7/15/24	4006	PRJ	Shu Ying Lai		304.22	
23400	Payroll Tax Payable	7/15/24	4006	PRJ	Shu Ying Lai		53.87	
23400	Payroll Tax Payable	7/15/24	4006	PRJ	Shu Ying Lai		230.33	
23400	Payroll Tax Payable	7/15/24	4006	PRJ	Shu Ying Lai		944.97	
23400	Payroll Tax Payable	7/15/24	4006	PRJ	Shu Ying Lai		53.87	
23400	Payroll Tax Payable	7/15/24	4006	PRJ	Shu Ying Lai		230.33	
23400	Payroll Tax Payable	7/15/24	4006	PRJ	Shu Ying Lai		40.87	
23400	Payroll Tax Payable	7/17/24	EFTPS-0724-1	CDJ	IRS - Federal Tax-S	678.90		
23400	Payroll Tax Payable	7/17/24	EFTPS-0724-1	CDJ	IRS - Federal Tax-Me	158.78		
23400	Payroll Tax Payable	7/17/24	EFTPS-0724-1	CDJ	IRS - Federal Tax-FIT	1,125.34		
23400	Payroll Tax Payable	7/31/24	4010	PRJ	Elena A. Miles		25.52	
23400	Payroll Tax Payable	7/31/24	4010	PRJ	Elena A. Miles		24.26	
23400	Payroll Tax Payable	7/31/24	4010	PRJ	Elena A. Miles		21.01	
23400	Payroll Tax Payable	7/31/24	4010	PRJ	Elena A. Miles		180.37	
23400	Payroll Tax Payable	7/31/24	4010	PRJ	Elena A. Miles		109.12	
23400	Payroll Tax Payable	7/31/24	4010	PRJ	Elena A. Miles		25.52	

Account ID	Account Description	Date	Reference	Jrnl	Trans Description	Debit Amt	Credit Amt	Balance
23400	Payroll Tax Payable	7/31/24	4010	PRJ	Elena A. Miles		109.12	
23400	Payroll Tax Payable	7/31/24	4011	PRJ	Shu Ying Lai		53.86	
23400	Payroll Tax Payable	7/31/24	4011	PRJ	Shu Ying Lai		230.33	
23400	Payroll Tax Payable	7/31/24	4011	PRJ	Shu Ying Lai		53.86	
23400	Payroll Tax Payable	7/31/24	4011	PRJ	Shu Ying Lai		944.97	
23400	Payroll Tax Payable	7/31/24	4011	PRJ	Shu Ying Lai		40.87	
23400	Payroll Tax Payable	7/31/24	4011	PRJ	Shu Ying Lai		304.22	
23400	Payroll Tax Payable	7/31/24	4011	PRJ	Shu Ying Lai		230.33	
23400	Payroll Tax Payable	7/31/24	4012	PRJ	Yung D. Fan		74.40	
23400	Payroll Tax Payable	7/31/24	4012	PRJ	Yung D. Fan		17.40	
23400	Payroll Tax Payable	7/31/24	4012	PRJ	Yung D. Fan		74.40	
23400	Payroll Tax Payable	7/31/24	4012	PRJ	Yung D. Fan		100.00	
23400	Payroll Tax Payable	7/31/24	4012	PRJ	Yung D. Fan		17.40	
23400	Payroll Tax Payable	7/31/24	4012	PRJ	Yung D. Fan		25.00	
23400	Payroll Tax Payable	7/31/24	4012	PRJ	Yung D. Fan		13.20	
23400	Payroll Tax Payable	7/31/24	4020	PRJ	Joseph Freitas		3.72	
23400	Payroll Tax Payable	7/31/24	4020	PRJ	Joseph Freitas		0.26	
23400	Payroll Tax Payable	7/31/24	4020	PRJ	Joseph Freitas		15.90	
23400	Payroll Tax Payable	7/31/24	4020	PRJ	Joseph Freitas		15.90	
23400	Payroll Tax Payable	7/31/24	4020	PRJ	Joseph Freitas		3.85	
23400	Payroll Tax Payable	7/31/24	4020	PRJ	Joseph Freitas		3.72	
23400	Payroll Tax Payable	7/31/24	4020	PRJ	Joseph Freitas		2.82	
23400	Payroll Tax Payable	7/31/24	4020	PRJ	Joseph Freitas		1.54	
23400	Payroll Tax Payable	7/31/24	4020	PRJ	Joseph Freitas		5,076.25	206.47
23400	Payroll Tax Payable	8/1/24			Current Period Chang	5,282.72		-3,263.34
23400	Payroll Tax Payable	8/2/24			Beginning Balance			
23400	Payroll Tax Payable	8/2/24	EFTPS-0724-z CDJ		IRS - FIT, 7/16 - 7/31,	1,225.34		
23400	Payroll Tax Payable	8/2/24	EFTPS-0724-z CDJ		IRS - Social Security,	859.50		
23400	Payroll Tax Payable	8/2/24	EFTPS-0724-z CDJ		IRS - Medicare, 7/16	201.00		
23400	Payroll Tax Payable	8/8/24	EDD CA-0724 CDJ		Employment Develop	3.85		
23400	Payroll Tax Payable	8/8/24	EDD CA-0724 CDJ		Employment Develop	681.96		
23400	Payroll Tax Payable	8/8/24	EDD CA-0724 CDJ		Employment Develop	139.78		
23400	Payroll Tax Payable	8/8/24	EDD CA-0724 CDJ		Employment Develop	0.26		
23400	Payroll Tax Payable	8/15/24	4023	PRJ	Elena A. Miles		25.52	
23400	Payroll Tax Payable	8/15/24	4023	PRJ	Elena A. Miles		21.01	
23400	Payroll Tax Payable	8/15/24	4023	PRJ	Elena A. Miles		109.12	
23400	Payroll Tax Payable	8/15/24	4023	PRJ	Elena A. Miles		24.26	
23400	Payroll Tax Payable	8/15/24	4023	PRJ	Elena A. Miles		180.37	
23400	Payroll Tax Payable	8/15/24	4023	PRJ	Elena A. Miles		109.12	
23400	Payroll Tax Payable	8/15/24	4023	PRJ	Elena A. Miles		25.52	
23400	Payroll Tax Payable	8/15/24	4024	PRJ	Shu Ying Lai		40.87	
23400	Payroll Tax Payable	8/15/24	4024	PRJ	Shu Ying Lai		53.87	
23400	Payroll Tax Payable	8/15/24	4024	PRJ	Shu Ying Lai		230.33	
23400	Payroll Tax Payable	8/15/24	4024	PRJ	Shu Ying Lai		944.97	

Account ID	Account Description	Date	Reference	Jrnl	Trans Description	Debit Amt	Credit Amt	Balance
23400	Payroll Tax Payable	8/15/24	4024	PRJ	Shu Ying Lai		53.87	
23400	Payroll Tax Payable	8/15/24	4024	PRJ	Shu Ying Lai		304.22	
23400	Payroll Tax Payable	8/15/24	4024	PRJ	Shu Ying Lai		230.33	
23400	Payroll Tax Payable	8/16/24	EFTPS-0824-1	CDJ	IRS - Federal Tax-Soc	678.90		
23400	Payroll Tax Payable	8/16/24	EFTPS-0824-1	CDJ	IRS - Federal Tax-Me	158.78		
23400	Payroll Tax Payable	8/16/24	EFTPS-0824-1	CDJ	IRS - Federal Tax-FIT	1,125.34		
23400	Payroll Tax Payable	8/31/24	4030	PRJ	Elena A. Miles		21.01	
23400	Payroll Tax Payable	8/31/24	4030	PRJ	Elena A. Miles		25.52	
23400	Payroll Tax Payable	8/31/24	4030	PRJ	Elena A. Miles		25.52	
23400	Payroll Tax Payable	8/31/24	4030	PRJ	Elena A. Miles		180.37	
23400	Payroll Tax Payable	8/31/24	4030	PRJ	Elena A. Miles		109.12	
23400	Payroll Tax Payable	8/31/24	4030	PRJ	Elena A. Miles		109.12	
23400	Payroll Tax Payable	8/31/24	4030	PRJ	Elena A. Miles		24.26	
23400	Payroll Tax Payable	8/31/24	4031	PRJ	Shu Ying Lai		304.22	
23400	Payroll Tax Payable	8/31/24	4031	PRJ	Shu Ying Lai		53.86	
23400	Payroll Tax Payable	8/31/24	4031	PRJ	Shu Ying Lai		40.87	
23400	Payroll Tax Payable	8/31/24	4031	PRJ	Shu Ying Lai		230.33	
23400	Payroll Tax Payable	8/31/24	4031	PRJ	Shu Ying Lai		944.97	
23400	Payroll Tax Payable	8/31/24	4031	PRJ	Shu Ying Lai		230.33	
23400	Payroll Tax Payable	8/31/24	4031	PRJ	Shu Ying Lai		53.86	
23400	Payroll Tax Payable	8/31/24	4032	PRJ	Yung D. Fan		25.00	
23400	Payroll Tax Payable	8/31/24	4032	PRJ	Yung D. Fan		100.00	
23400	Payroll Tax Payable	8/31/24	4032	PRJ	Yung D. Fan		74.40	
23400	Payroll Tax Payable	8/31/24	4032	PRJ	Yung D. Fan		17.40	
23400	Payroll Tax Payable	8/31/24	4032	PRJ	Yung D. Fan		74.40	
23400	Payroll Tax Payable	8/31/24	4032	PRJ	Yung D. Fan		13.20	
23400	Payroll Tax Payable	8/31/24	4032	PRJ	Yung D. Fan		17.40	
23400	Payroll Tax Payable	8/31/24	4035	PRJ	Joseph Freitas		2.97	
23400	Payroll Tax Payable	8/31/24	4035	PRJ	Joseph Freitas		4.05	
23400	Payroll Tax Payable	8/31/24	4035	PRJ	Joseph Freitas		0.27	
23400	Payroll Tax Payable	8/31/24	4035	PRJ	Joseph Freitas		3.92	
23400	Payroll Tax Payable	8/31/24	4035	PRJ	Joseph Freitas		1.62	
23400	Payroll Tax Payable	8/31/24	4035	PRJ	Joseph Freitas		16.74	
23400	Payroll Tax Payable	8/31/24	4035	PRJ	Joseph Freitas		16.74	
23400	Payroll Tax Payable	8/31/24	4035	PRJ	Joseph Freitas		3.92	
23400	Payroll Tax Payable	8/31/24	4035	PRJ	Current Period Chang	5,074.71	5,078.77	-4.06
23400	Payroll Tax Payable	9/1/24			Beginning Balance			-3,267.40
23400	Payroll Tax Payable	9/11/24	EFTPS-0824-2	CDJ	IRS - FIT, 8/16-8/31/2	1,225.34		
23400	Payroll Tax Payable	9/11/24	EFTPS-0824-2	CDJ	IRS - Social Security,	861.18		
23400	Payroll Tax Payable	9/11/24	EFTPS-0824-2	CDJ	IRS - Medicare, 8/16-	201.40		
23400	Payroll Tax Payable	9/11/24	EDD CA-0824	CDJ	Employment Develop	681.96		
23400	Payroll Tax Payable	9/11/24	EDD CA-0824	CDJ	Employment Develop	139.93		
23400	Payroll Tax Payable	9/11/24	EDD CA-0824	CDJ	Employment Develop	0.27		

Account ID	Account Description	Date	Reference	Jrnl	Trans Description	Debit Amt	Credit Amt	Balance
23400	Payroll Tax Payable	9/11/24	EDD CA-0824	CDJ	Employment Develop			
23400	Payroll Tax Payable	9/15/24	4045	PRJ	Elena A. Miles	4.05	24.26	
23400	Payroll Tax Payable	9/15/24	4045	PRJ	Elena A. Miles		109.12	
23400	Payroll Tax Payable	9/15/24	4045	PRJ	Elena A. Miles		21.01	
23400	Payroll Tax Payable	9/15/24	4045	PRJ	Elena A. Miles		109.12	
23400	Payroll Tax Payable	9/15/24	4045	PRJ	Elena A. Miles		25.52	
23400	Payroll Tax Payable	9/15/24	4045	PRJ	Elena A. Miles		25.52	
23400	Payroll Tax Payable	9/15/24	4045	PRJ	Elena A. Miles		180.37	
23400	Payroll Tax Payable	9/15/24	4045	PRJ	Elena A. Miles		230.33	
23400	Payroll Tax Payable	9/15/24	4042	PRJ	Shu Ying Lai		53.87	
23400	Payroll Tax Payable	9/15/24	4042	PRJ	Shu Ying Lai		304.22	
23400	Payroll Tax Payable	9/15/24	4042	PRJ	Shu Ying Lai		944.97	
23400	Payroll Tax Payable	9/15/24	4042	PRJ	Shu Ying Lai		40.87	
23400	Payroll Tax Payable	9/15/24	4042	PRJ	Shu Ying Lai		230.33	
23400	Payroll Tax Payable	9/15/24	4042	PRJ	Shu Ying Lai		53.87	
23400	Payroll Tax Payable	9/18/24	EFTPS-0924-1	CDJ	IRS - Federal Tax-So	678.90		
23400	Payroll Tax Payable	9/18/24	EFTPS-0924-1	CDJ	IRS - Federal Tax-Me	158.78		
23400	Payroll Tax Payable	9/18/24	EFTPS-0924-1	CDJ	IRS - Federal Tax-FIT	1,125.34		
23400	Payroll Tax Payable	9/30/24	4046	PRJ	Elena A. Miles		25.52	
23400	Payroll Tax Payable	9/30/24	4046	PRJ	Elena A. Miles		180.37	
23400	Payroll Tax Payable	9/30/24	4046	PRJ	Elena A. Miles		24.26	
23400	Payroll Tax Payable	9/30/24	4046	PRJ	Elena A. Miles		21.01	
23400	Payroll Tax Payable	9/30/24	4046	PRJ	Elena A. Miles		109.12	
23400	Payroll Tax Payable	9/30/24	4046	PRJ	Elena A. Miles		25.52	
23400	Payroll Tax Payable	9/30/24	4046	PRJ	Elena A. Miles		109.12	
23400	Payroll Tax Payable	9/30/24	4047	PRJ	Shu Ying Lai		40.87	
23400	Payroll Tax Payable	9/30/24	4047	PRJ	Shu Ying Lai		944.97	
23400	Payroll Tax Payable	9/30/24	4047	PRJ	Shu Ying Lai		53.86	
23400	Payroll Tax Payable	9/30/24	4047	PRJ	Shu Ying Lai		230.33	
23400	Payroll Tax Payable	9/30/24	4047	PRJ	Shu Ying Lai		304.22	
23400	Payroll Tax Payable	9/30/24	4047	PRJ	Shu Ying Lai		53.86	
23400	Payroll Tax Payable	9/30/24	4047	PRJ	Shu Ying Lai		230.33	
23400	Payroll Tax Payable	9/30/24	4048	PRJ	Yung D. Fan		74.40	
23400	Payroll Tax Payable	9/30/24	4048	PRJ	Yung D. Fan		17.40	
23400	Payroll Tax Payable	9/30/24	4048	PRJ	Yung D. Fan		13.20	
23400	Payroll Tax Payable	9/30/24	4048	PRJ	Yung D. Fan		74.40	
23400	Payroll Tax Payable	9/30/24	4048	PRJ	Yung D. Fan		100.00	
23400	Payroll Tax Payable	9/30/24	4048	PRJ	Yung D. Fan		25.00	
23400	Payroll Tax Payable	9/30/24	4048	PRJ	Yung D. Fan		17.40	
23400	Payroll Tax Payable	9/30/24	4052	PRJ	Joseph Freitas		42.69	
23400	Payroll Tax Payable	9/30/24	4052	PRJ	Joseph Freitas		9.98	
23400	Payroll Tax Payable	9/30/24	4052	PRJ	Joseph Freitas		9.98	
23400	Payroll Tax Payable	9/30/24	4052	PRJ	Joseph Freitas		42.69	

Account ID	Account Description	Date	Reference	Jrnl	Trans Description	Debit Amt	Credit Amt	Balance
23400	Payroll Tax Payable	9/30/24	4052	PRJ	Joseph Freitas		4.13	
23400	Payroll Tax Payable	9/30/24	4052	PRJ	Joseph Freitas		7.57	
23400	Payroll Tax Payable	9/30/24	4052	PRJ	Joseph Freitas		0.69	
23400	Payroll Tax Payable	9/30/24	4052	PRJ	Joseph Freitas		10.33	
23400	Payroll Tax Payable	10/1/24			Current Period Chang	5,077.15	5,156.60	-79.45
23400	Payroll Tax Payable	10/1/24			Beginning Balance			-3,346.85
23400	Payroll Tax Payable	10/2/24	EFTPS-0924-2	CDJ	IRS - FIT, 9/16-9/30/2	1,225.34		
23400	Payroll Tax Payable	10/2/24	EFTPS-0924-2	CDJ	IRS - Social Security,	913.08		
23400	Payroll Tax Payable	10/2/24	EFTPS-0924-2	CDJ	IRS - Medicare, 9/16-	213.52		
23400	Payroll Tax Payable	10/8/24	EDD CA-0924	CDJ	Employment Develop	10.33		
23400	Payroll Tax Payable	10/8/24	EDD CA-0924	CDJ	Employment Develop	681.96		
23400	Payroll Tax Payable	10/8/24	EDD CA-0924	CDJ	Employment Develop	144.53		
23400	Payroll Tax Payable	10/8/24	EDD CA-0924	CDJ	Employment Develop	0.69		
23400	Payroll Tax Payable	10/15/24	4054	PRJ	Elena A. Miles		109.12	
23400	Payroll Tax Payable	10/15/24	4054	PRJ	Elena A. Miles		21.01	
23400	Payroll Tax Payable	10/15/24	4054	PRJ	Elena A. Miles		25.52	
23400	Payroll Tax Payable	10/15/24	4054	PRJ	Elena A. Miles		109.12	
23400	Payroll Tax Payable	10/15/24	4054	PRJ	Elena A. Miles		24.26	
23400	Payroll Tax Payable	10/15/24	4054	PRJ	Elena A. Miles		25.52	
23400	Payroll Tax Payable	10/15/24	4054	PRJ	Elena A. Miles		180.37	
23400	Payroll Tax Payable	10/15/24	4055	PRJ	Shu Ying Lai		230.33	
23400	Payroll Tax Payable	10/15/24	4055	PRJ	Shu Ying Lai		304.22	
23400	Payroll Tax Payable	10/15/24	4055	PRJ	Shu Ying Lai		53.87	
23400	Payroll Tax Payable	10/15/24	4055	PRJ	Shu Ying Lai		53.87	
23400	Payroll Tax Payable	10/15/24	4055	PRJ	Shu Ying Lai		230.33	
23400	Payroll Tax Payable	10/15/24	4055	PRJ	Shu Ying Lai		944.97	
23400	Payroll Tax Payable	10/15/24	4055	PRJ	Shu Ying Lai		40.87	
23400	Payroll Tax Payable	10/16/24	EFTPS-1024-1	CDJ	IRS - Federal Tax-So	678.90		
23400	Payroll Tax Payable	10/16/24	EFTPS-1024-1	CDJ	IRS - Federal Tax-Me	158.78		
23400	Payroll Tax Payable	10/16/24	EFTPS-1024-1	CDJ	IRS - Federal Tax-FIT	1,125.34		
23400	Payroll Tax Payable	10/31/24	4056	PRJ	Elena A. Miles		21.01	
23400	Payroll Tax Payable	10/31/24	4056	PRJ	Elena A. Miles		109.12	
23400	Payroll Tax Payable	10/31/24	4056	PRJ	Elena A. Miles		109.12	
23400	Payroll Tax Payable	10/31/24	4056	PRJ	Elena A. Miles		24.26	
23400	Payroll Tax Payable	10/31/24	4056	PRJ	Elena A. Miles		25.52	
23400	Payroll Tax Payable	10/31/24	4056	PRJ	Elena A. Miles		180.37	
23400	Payroll Tax Payable	10/31/24	4056	PRJ	Elena A. Miles		25.52	
23400	Payroll Tax Payable	10/31/24	4057	PRJ	Shu Ying Lai		230.33	
23400	Payroll Tax Payable	10/31/24	4057	PRJ	Shu Ying Lai		53.87	
23400	Payroll Tax Payable	10/31/24	4057	PRJ	Shu Ying Lai		304.22	
23400	Payroll Tax Payable	10/31/24	4057	PRJ	Shu Ying Lai		230.33	
23400	Payroll Tax Payable	10/31/24	4057	PRJ	Shu Ying Lai		944.97	
23400	Payroll Tax Payable	10/31/24	4057	PRJ	Shu Ying Lai		40.87	

Account ID	Account Description	Date	Reference	Jrnl	Trans Description	Debit Amt	Credit Amt	Balance
23400	Payroll Tax Payable	10/31/24	4057	PRJ	Shu Ying Lai		53.87	
23400	Payroll Tax Payable	10/31/24	4058	PRJ	Yung D. Fan		74.40	
23400	Payroll Tax Payable	10/31/24	4058	PRJ	Yung D. Fan		74.40	
23400	Payroll Tax Payable	10/31/24	4058	PRJ	Yung D. Fan		17.40	
23400	Payroll Tax Payable	10/31/24	4058	PRJ	Yung D. Fan		100.00	
23400	Payroll Tax Payable	10/31/24	4058	PRJ	Yung D. Fan		25.00	
23400	Payroll Tax Payable	10/31/24	4058	PRJ	Yung D. Fan		17.40	
23400	Payroll Tax Payable	10/31/24	4058	PRJ	Yung D. Fan		13.20	
23400	Payroll Tax Payable	11/1/24			Current Period Chang	5,152.47	5,028.56	123.91
23400	Payroll Tax Payable	11/1/24			Beginning Balance			-3,222.94
23400	Payroll Tax Payable	11/4/24	EFTPS-1024-1CDJ	CDJ	IRS - FIT, 10/16-10/3	1,225.34		
23400	Payroll Tax Payable	11/4/24	EFTPS-1024-1CDJ	CDJ	IRS - Social Security,	827.70		
23400	Payroll Tax Payable	11/4/24	EFTPS-1024-1CDJ	CDJ	IRS - Medicare, 10/16	193.58		
23400	Payroll Tax Payable	11/12/24	EDD CA-1024 CDJ	CDJ	Employment Develop	681.96		
23400	Payroll Tax Payable	11/12/24	EDD CA-1024 CDJ	CDJ	Employment Develop	136.96		
23400	Payroll Tax Payable	11/15/24	4064	PRJ	Elena A. Miles		21.01	
23400	Payroll Tax Payable	11/15/24	4064	PRJ	Elena A. Miles		24.26	
23400	Payroll Tax Payable	11/15/24	4064	PRJ	Elena A. Miles		25.52	
23400	Payroll Tax Payable	11/15/24	4064	PRJ	Elena A. Miles		25.52	
23400	Payroll Tax Payable	11/15/24	4064	PRJ	Elena A. Miles		180.37	
23400	Payroll Tax Payable	11/15/24	4064	PRJ	Elena A. Miles		109.12	
23400	Payroll Tax Payable	11/15/24	4064	PRJ	Elena A. Miles		109.12	
23400	Payroll Tax Payable	11/15/24	4065	PRJ	Shu Ying Lai		53.87	
23400	Payroll Tax Payable	11/15/24	4065	PRJ	Shu Ying Lai		304.22	
23400	Payroll Tax Payable	11/15/24	4065	PRJ	Shu Ying Lai		230.33	
23400	Payroll Tax Payable	11/15/24	4065	PRJ	Shu Ying Lai		944.97	
23400	Payroll Tax Payable	11/15/24	4065	PRJ	Shu Ying Lai		53.87	
23400	Payroll Tax Payable	11/15/24	4065	PRJ	Shu Ying Lai		230.33	
23400	Payroll Tax Payable	11/15/24	4065	PRJ	Shu Ying Lai		40.87	
23400	Payroll Tax Payable	11/19/24	EFTPS-1124-1CDJ	CDJ	IRS - Federal Tax-Sol	678.90		
23400	Payroll Tax Payable	11/19/24	EFTPS-1124-1CDJ	CDJ	IRS - Federal Tax-Me	158.78		
23400	Payroll Tax Payable	11/19/24	EFTPS-1124-1CDJ	CDJ	IRS - Federal Tax-FIT	1,125.34		
23400	Payroll Tax Payable	11/30/24	4071	PRJ	Elena A. Miles		183.52	
23400	Payroll Tax Payable	11/30/24	4071	PRJ	Elena A. Miles		324.37	
23400	Payroll Tax Payable	11/30/24	4071	PRJ	Elena A. Miles		34.21	
23400	Payroll Tax Payable	11/30/24	4071	PRJ	Elena A. Miles		42.92	
23400	Payroll Tax Payable	11/30/24	4071	PRJ	Elena A. Miles		65.61	
23400	Payroll Tax Payable	11/30/24	4071	PRJ	Elena A. Miles		183.52	
23400	Payroll Tax Payable	11/30/24	4071	PRJ	Elena A. Miles		42.92	
23400	Payroll Tax Payable	11/30/24	4072	PRJ	Shu Ying Lai		329.53	
23400	Payroll Tax Payable	11/30/24	4072	PRJ	Shu Ying Lai		77.07	
23400	Payroll Tax Payable	11/30/24	4072	PRJ	Shu Ying Lai		422.68	
23400	Payroll Tax Payable	11/30/24	4072	PRJ	Shu Ying Lai		1,207.63	

Account ID	Account Description	Date	Reference	Jrnl	Trans Description	Debit Amt	Credit Amt	Balance
23400	Payroll Tax Payable	11/30/24	4072	PRJ	Shu Ying Lai		58.47	
23400	Payroll Tax Payable	11/30/24	4072	PRJ	Shu Ying Lai		77.07	
23400	Payroll Tax Payable	11/30/24	4072	PRJ	Shu Ying Lai		329.53	
23400	Payroll Tax Payable	11/30/24	4073	PRJ	Yung D. Fan		17.40	
23400	Payroll Tax Payable	11/30/24	4073	PRJ	Yung D. Fan		74.40	
23400	Payroll Tax Payable	11/30/24	4073	PRJ	Yung D. Fan		100.00	
23400	Payroll Tax Payable	11/30/24	4073	PRJ	Yung D. Fan		13.20	
23400	Payroll Tax Payable	11/30/24	4073	PRJ	Yung D. Fan		74.40	
23400	Payroll Tax Payable	11/30/24	4073	PRJ	Yung D. Fan		17.40	
23400	Payroll Tax Payable	11/30/24	4073	PRJ	Yung D. Fan		25.00	
23400	Payroll Tax Payable	11/30/24	4074	PRJ	Joseph Freitas		61.94	
23400	Payroll Tax Payable	11/30/24	4074	PRJ	Joseph Freitas		14.07	
23400	Payroll Tax Payable	11/30/24	4074	PRJ	Joseph Freitas		1.00	
23400	Payroll Tax Payable	11/30/24	4074	PRJ	Joseph Freitas		14.49	
23400	Payroll Tax Payable	11/30/24	4074	PRJ	Joseph Freitas		5.99	
23400	Payroll Tax Payable	11/30/24	4074	PRJ	Joseph Freitas		14.99	
23400	Payroll Tax Payable	11/30/24	4074	PRJ	Joseph Freitas		14.49	
23400	Payroll Tax Payable	11/30/24	4074	PRJ	Joseph Freitas		61.94	
23400	Payroll Tax Payable	11/30/24	4074	PRJ	Joseph Freitas		10.99	
23400	Payroll Tax Payable	12/1/24			Current Period Change	5,028.56	6,254.13	-1,225.57
23400	Payroll Tax Payable	12/3/24			Beginning Balance			-4,448.51
23400	Payroll Tax Payable	12/3/24	EFTPS-1124-2	CDJ	IRS - FIT, 11/16-11/31	1,646.07		
23400	Payroll Tax Payable	12/3/24	EFTPS-1124-2	CDJ	IRS - Social Security, 11/16-11/31	303.76		
23400	Payroll Tax Payable	12/3/24	EFTPS-1124-2	CDJ	IRS - Medicare, 11/16-11/31	1,298.78		
23400	Payroll Tax Payable	12/11/24	EDD CA-1124	CDJ	Employment Develop	14.99		
23400	Payroll Tax Payable	12/11/24	EDD CA-1124	CDJ	Employment Develop	841.77		
23400	Payroll Tax Payable	12/11/24	EDD CA-1124	CDJ	Employment Develop	178.75		
23400	Payroll Tax Payable	12/11/24	EDD CA-1124	CDJ	Employment Develop	1.00		
23400	Payroll Tax Payable	12/15/24	4084	PRJ	Elena A. Miles		109.12	
23400	Payroll Tax Payable	12/15/24	4084	PRJ	Elena A. Miles		25.52	
23400	Payroll Tax Payable	12/15/24	4084	PRJ	Elena A. Miles		180.37	
23400	Payroll Tax Payable	12/15/24	4084	PRJ	Elena A. Miles		109.12	
23400	Payroll Tax Payable	12/15/24	4084	PRJ	Elena A. Miles		21.01	
23400	Payroll Tax Payable	12/15/24	4084	PRJ	Elena A. Miles		25.52	
23400	Payroll Tax Payable	12/15/24	4084	PRJ	Elena A. Miles		24.26	
23400	Payroll Tax Payable	12/15/24	4085	PRJ	Shu Ying Lai		944.97	
23400	Payroll Tax Payable	12/15/24	4085	PRJ	Shu Ying Lai		230.33	
23400	Payroll Tax Payable	12/15/24	4085	PRJ	Shu Ying Lai		53.87	
23400	Payroll Tax Payable	12/15/24	4085	PRJ	Shu Ying Lai		230.33	
23400	Payroll Tax Payable	12/15/24	4085	PRJ	Shu Ying Lai		304.22	
23400	Payroll Tax Payable	12/15/24	4085	PRJ	Shu Ying Lai		40.87	
23400	Payroll Tax Payable	12/15/24	4085	PRJ	Shu Ying Lai		53.87	
23400	Payroll Tax Payable	12/17/24	EFTPS-1224-1	CDJ	IRS - Federal Tax-Sol	678.90		

Account ID	Account Description	Date	Reference	Jrnl	Trans Description	Debit Amt	Credit Amt	Balance
23400	Payroll Tax Payable	12/17/24	EFTPS-1224-1	CDJ	IRS - Federal Tax-Me	158.78		
23400	Payroll Tax Payable	12/17/24	EFTPS-1224-1	CDJ	IRS - Federal Tax-FIT	1,125.34		
23400	Payroll Tax Payable	12/31/24	EFTPS-1224-2	CDJ	IRS - Medicare, 12/1	200.24		
23400	Payroll Tax Payable	12/31/24	EFTPS-1224-2	CDJ	IRS - FIT, 12/16-12/3	1,225.34		
23400	Payroll Tax Payable	12/31/24	EFTPS-1224-2	CDJ	IRS - Social Security,	856.16		
23400	Payroll Tax Payable	12/31/24	EDD CA-1224	CDJ	Employment Develop	3.44		
23400	Payroll Tax Payable	12/31/24	EDD CA-1224	CDJ	Employment Develop	0.23		
23400	Payroll Tax Payable	12/31/24	EDD CA-1224	CDJ	Employment Develop	681.96		
23400	Payroll Tax Payable	12/31/24	EDD CA-1224	CDJ	Employment Develop	139.48		
23400	Payroll Tax Payable	12/31/24	4094	PRJ	Elena A. Miles		25.52	
23400	Payroll Tax Payable	12/31/24	4094	PRJ	Elena A. Miles		25.52	
23400	Payroll Tax Payable	12/31/24	4094	PRJ	Elena A. Miles		109.12	
23400	Payroll Tax Payable	12/31/24	4094	PRJ	Elena A. Miles		21.01	
23400	Payroll Tax Payable	12/31/24	4094	PRJ	Elena A. Miles		24.26	
23400	Payroll Tax Payable	12/31/24	4094	PRJ	Elena A. Miles		180.37	
23400	Payroll Tax Payable	12/31/24	4094	PRJ	Elena A. Miles		109.12	
23400	Payroll Tax Payable	12/31/24	4095	PRJ	Yung D. Fan		74.40	
23400	Payroll Tax Payable	12/31/24	4095	PRJ	Yung D. Fan		100.00	
23400	Payroll Tax Payable	12/31/24	4095	PRJ	Yung D. Fan		17.40	
23400	Payroll Tax Payable	12/31/24	4095	PRJ	Yung D. Fan		74.40	
23400	Payroll Tax Payable	12/31/24	4095	PRJ	Yung D. Fan		13.20	
23400	Payroll Tax Payable	12/31/24	4095	PRJ	Yung D. Fan		17.40	
23400	Payroll Tax Payable	12/31/24	4095	PRJ	Yung D. Fan		25.00	
23400	Payroll Tax Payable	12/31/24	4096	PRJ	Shu Ying Lai		304.22	
23400	Payroll Tax Payable	12/31/24	4096	PRJ	Shu Ying Lai		53.87	
23400	Payroll Tax Payable	12/31/24	4096	PRJ	Shu Ying Lai		230.33	
23400	Payroll Tax Payable	12/31/24	4096	PRJ	Shu Ying Lai		944.97	
23400	Payroll Tax Payable	12/31/24	4096	PRJ	Shu Ying Lai		230.33	
23400	Payroll Tax Payable	12/31/24	4096	PRJ	Shu Ying Lai		40.87	
23400	Payroll Tax Payable	12/31/24	4096	PRJ	Shu Ying Lai		53.87	
23400	Payroll Tax Payable	12/31/24	4097	PRJ	Joseph Freitas		0.23	
23400	Payroll Tax Payable	12/31/24	4097	PRJ	Joseph Freitas		3.33	
23400	Payroll Tax Payable	12/31/24	4097	PRJ	Joseph Freitas		14.23	
23400	Payroll Tax Payable	12/31/24	4097	PRJ	Joseph Freitas		3.44	
23400	Payroll Tax Payable	12/31/24	4097	PRJ	Joseph Freitas		2.52	
23400	Payroll Tax Payable	12/31/24	4097	PRJ	Joseph Freitas		3.33	
23400	Payroll Tax Payable	12/31/24	4097	PRJ	Joseph Freitas		14.23	
23400	Payroll Tax Payable	12/31/24	4097	PRJ	Joseph Freitas		1.38	
23400	Payroll Tax Payable	12/31/24	EFTPS/Futa2024	CDJ	IRS - FutaTax 2024	164.76		
23400	Payroll Tax Payable	12/31/24			Current Period Chanç	9,519.75		
23400	Payroll Tax Payable	12/31/24			Ending Balance			4,448.50
23400	Payroll Tax Payable	12/31/24			Beginning Balance			-0.01
27002	Mortgage Payable-Chase	1/1/24			Chase - Mortgage Pri			-6,939,928.12
27002	Mortgage Payable-Chase	1/10/24			Chase/loan-01 CDJ	12,213.91		

Account ID	Account Description	Date	Reference	Jrnl	Trans Description	Debit Amt	Credit Amt	Balance
27002	Mortgage Payable-Chase#xx6889				Current Period Chang	12,213.91		12,213.91
27002	Mortgage Payable-Chase 2/1/24				Beginning Balance			-6,927,714.21
27002	Mortgage Payable-Chase 2/14/24		Chase/loan-02 CDJ		Chase - Mortgage Pri	12,248.82		
27002	Mortgage Payable-Chase#xx6889				Current Period Chang	12,248.82		12,248.82
27002	Mortgage Payable-Chase 3/1/24				Beginning Balance			-6,915,465.39
27002	Mortgage Payable-Chase 3/14/24		Chase/loan-03 CDJ		Chase - Mortgage Pri	12,283.83		
27002	Mortgage Payable-Chase#xx6889				Current Period Chang	12,283.83		12,283.83
27002	Mortgage Payable-Chase 4/1/24				Beginning Balance			-6,903,181.56
27002	Mortgage Payable-Chase 4/14/24		Chase/Loan-0 CDJ		Chase - Mortgage Pri	12,318.95		
27002	Mortgage Payable-Chase#xx6889				Current Period Chang	12,318.95		12,318.95
27002	Mortgage Payable-Chase 5/1/24				Beginning Balance			-6,890,862.61
27002	Mortgage Payable-Chase 5/14/24		Chase/loan-05 CDJ		Chase - Mortgage Pri	12,354.16		
27002	Mortgage Payable-Chase#xx6889				Current Period Chang	12,354.16		12,354.16
27002	Mortgage Payable-Chase 6/1/24				Beginning Balance			-6,878,508.45
27002	Mortgage Payable-Chase 6/14/24		Chase/loan-06 CDJ		Chase - Mortgage Pri	12,389.47		
27002	Mortgage Payable-Chase#xx6889				Current Period Chang	12,389.47		12,389.47
27002	Mortgage Payable-Chase 7/1/24				Beginning Balance			-6,866,118.98
27002	Mortgage Payable-Chase 7/14/24		Chase/loan-07 CDJ		Chase - Mortgage Pri	12,424.88		
27002	Mortgage Payable-Chase#xx6889				Current Period Chang	12,424.88		12,424.88
27002	Mortgage Payable-Chase 8/1/24				Beginning Balance			-6,853,694.10
27002	Mortgage Payable-Chase 8/14/24		Chase/loan-08 CDJ		Chase - Mortgage Pri	12,460.40		
27002	Mortgage Payable-Chase#xx6889				Current Period Chang	12,460.40		12,460.40
27002	Mortgage Payable-Chase 9/1/24				Beginning Balance			-6,841,233.70
27002	Mortgage Payable-Chase 9/14/24		Chase/loan-09 CDJ		Chase - Mortgage Pri	12,496.01		
27002	Mortgage Payable-Chase#xx6889				Current Period Chang	12,496.01		12,496.01
27002	Mortgage Payable-Chase 10/1/24				Beginning Balance			-6,828,737.69
27002	Mortgage Payable-Chase 10/14/24		Chase/loan-1C CDJ		Chase - Mortgage Pri	12,531.73		
27002	Mortgage Payable-Chase#xx6889				Current Period Chang	12,531.73		12,531.73
27002	Mortgage Payable-Chase 11/1/24				Beginning Balance			-6,816,205.96
27002	Mortgage Payable-Chase 11/14/24		Chase/loan-11 CDJ		Chase - Mortgage Pri	12,567.55		
27002	Mortgage Payable-Chase#xx6889				Current Period Chang	12,567.55		12,567.55
27002	Mortgage Payable-Chase 12/1/24				Beginning Balance			-6,803,638.41
27002	Mortgage Payable-Chase 12/14/24		Chase/loan-12 CDJ		Chase - Mortgage Pri	12,603.47		
27002	Mortgage Payable-Chase#xx6889				Current Period Chang	12,603.47		12,603.47
		12/31/24			Ending Balance			-6,791,034.94
39005	Retained Earnings	1/1/24			Beginning Balance			1,401,857.61
39005	Retained Earnings	2/1/24			Beginning Balance			1,401,857.61
39005	Retained Earnings	3/1/24			Beginning Balance			1,401,857.61
39005	Retained Earnings	4/1/24			Beginning Balance			1,401,857.61
39005	Retained Earnings	5/1/24			Beginning Balance			1,401,857.61
39005	Retained Earnings	6/1/24			Beginning Balance			1,401,857.61
39005	Retained Earnings	7/1/24			Beginning Balance			1,401,857.61
39005	Retained Earnings	8/1/24			Beginning Balance			1,401,857.61

Account ID	Account Description	Date	Reference	Jrnl	Trans Description	Debit Amt	Credit Amt	Balance
39005	Retained Earnings	9/1/24			Beginning Balance			1,401,857.61
39005	Retained Earnings	10/1/24			Beginning Balance			1,401,857.61
39005	Retained Earnings	11/1/24			Beginning Balance			1,401,857.61
39005	Retained Earnings	12/1/24			Beginning Balance			1,401,857.61
		12/31/24			Ending Balance			1,401,857.61
39021	25% Peter Wang	1/1/24			Beginning Balance			
39021	25% Peter Wang	1/22/24	3909	CDJ	Peter Wang - 25% of	50,000.00		50,000.00
39021	25% Peter Wang				Current Period Chang	50,000.00		50,000.00
39021	25% Peter Wang	2/1/24			Beginning Balance			50,000.00
39021	25% Peter Wang	3/1/24			Beginning Balance			50,000.00
39021	25% Peter Wang	4/1/24			Beginning Balance			50,000.00
39021	25% Peter Wang	5/1/24			Beginning Balance			50,000.00
39021	25% Peter Wang	6/1/24			Beginning Balance			50,000.00
39021	25% Peter Wang	7/1/24			Beginning Balance			50,000.00
39021	25% Peter Wang	8/1/24			Beginning Balance			50,000.00
39021	25% Peter Wang	9/1/24			Beginning Balance			50,000.00
39021	25% Peter Wang	10/1/24			Beginning Balance			50,000.00
39021	25% Peter Wang	10/1/24	Fidelity8569Di	GENJ	10/11 distribution, Pe	72,500.00		72,500.00
39021	25% Peter Wang				Current Period Chang	72,500.00		122,500.00
39021	25% Peter Wang	11/1/24			Beginning Balance			122,500.00
39021	25% Peter Wang	12/1/24			Beginning Balance			122,500.00
39021	25% Peter Wang	12/31/24	Fidelity8569Di	GENJ	12/31 distribution, Pe	50,000.00		50,000.00
39021	25% Peter Wang				Current Period Chang	50,000.00		172,500.00
		12/31/24			Ending Balance			
39022	25% Edward Wang	1/1/24			Beginning Balance			
39022	25% Edward Wang	1/22/24	3910	CDJ	Edward Wang - 25%	50,000.00		50,000.00
39022	25% Edward Wang				Current Period Chang	50,000.00		50,000.00
39022	25% Edward Wang	2/1/24			Beginning Balance			50,000.00
39022	25% Edward Wang	3/1/24			Beginning Balance			50,000.00
39022	25% Edward Wang	4/1/24			Beginning Balance			50,000.00
39022	25% Edward Wang	5/1/24			Beginning Balance			50,000.00
39022	25% Edward Wang	6/1/24			Beginning Balance			50,000.00
39022	25% Edward Wang	7/1/24			Beginning Balance			50,000.00
39022	25% Edward Wang	8/1/24			Beginning Balance			50,000.00
39022	25% Edward Wang	9/1/24			Beginning Balance			50,000.00
39022	25% Edward Wang	10/1/24			Beginning Balance			50,000.00
39022	25% Edward Wang	10/1/24	Fidelity8569Di	GENJ	10/11 distribution, Ed	72,500.00		72,500.00
39022	25% Edward Wang				Current Period Chang	72,500.00		122,500.00
39022	25% Edward Wang	11/1/24			Beginning Balance			122,500.00
39022	25% Edward Wang	12/1/24			Beginning Balance			122,500.00
39022	25% Edward Wang	12/31/24	Fidelity8569Di	GENJ	12/31 distribution, Ed	50,000.00		50,000.00
39022	25% Edward Wang				Current Period Chang	50,000.00		172,500.00
		12/31/24			Ending Balance			

Account ID	Account Description	Date	Reference	Jrnl	Trans Description	Debit Amt	Credit Amt	Balance
39023	25% Chia Fan	1/1/24			Beginning Balance			
39023	25% Chia Fan	1/22/24	3911	CDJ	Chia Fan - 25% of 20	50,000.00		50,000.00
39023	25% Chia Fan				Current Period Chang	50,000.00		50,000.00
39023	25% Chia Fan	2/1/24			Beginning Balance			50,000.00
39023	25% Chia Fan	3/1/24			Beginning Balance			50,000.00
39023	25% Chia Fan	4/1/24			Beginning Balance			50,000.00
39023	25% Chia Fan	5/1/24			Beginning Balance			50,000.00
39023	25% Chia Fan	6/1/24			Beginning Balance			50,000.00
39023	25% Chia Fan	7/1/24			Beginning Balance			50,000.00
39023	25% Chia Fan	8/1/24			Beginning Balance			50,000.00
39023	25% Chia Fan	9/1/24			Beginning Balance			50,000.00
39023	25% Chia Fan	10/1/24			Beginning Balance			50,000.00
39023	25% Chia Fan	10/11/24	Fidelity8569Di	GENJ	10/11 distribution, Ch	72,500.00		72,500.00
39023	25% Chia Fan				Current Period Chang	72,500.00		122,500.00
39023	25% Chia Fan	11/1/24			Beginning Balance			122,500.00
39023	25% Chia Fan	12/1/24			Beginning Balance			122,500.00
39023	25% Chia Fan	12/31/24	Fidelity8569Di	GENJ	12/31 distribution, Ch	50,000.00		50,000.00
39023	25% Chia Fan				Current Period Chang	50,000.00		50,000.00
39023	25% Chia Fan	12/31/24			Ending Balance			172,500.00
39024	25% Wang Discovery	1/1/24			Beginning Balance			
39024	25% Wang Discovery	1/22/24	3912	CDJ	Wang Discovery, LP	50,000.00		50,000.00
39024	25% Wang Discovery				Current Period Chang	50,000.00		50,000.00
39024	25% Wang Discovery	2/1/24			Beginning Balance			50,000.00
39024	25% Wang Discovery	3/1/24			Beginning Balance			50,000.00
39024	25% Wang Discovery	4/1/24			Beginning Balance			50,000.00
39024	25% Wang Discovery	5/1/24			Beginning Balance			50,000.00
39024	25% Wang Discovery	6/1/24			Beginning Balance			50,000.00
39024	25% Wang Discovery	7/1/24			Beginning Balance			50,000.00
39024	25% Wang Discovery	8/1/24			Beginning Balance			50,000.00
39024	25% Wang Discovery	9/1/24			Beginning Balance			50,000.00
39024	25% Wang Discovery	10/1/24			Beginning Balance			50,000.00
39024	25% Wang Discovery	10/11/24	Fidelity8569Di	GENJ	10/11 distribution, W	72,500.00		72,500.00
39024	25% Wang Discovery				Current Period Chang	72,500.00		122,500.00
39024	25% Wang Discovery	11/1/24			Beginning Balance			122,500.00
39024	25% Wang Discovery	12/1/24			Beginning Balance			122,500.00
39024	25% Wang Discovery	12/31/24	Fidelity8569Di	GENJ	12/31 distribution, W	50,000.00		50,000.00
39024	25% Wang Discovery				Current Period Chang	50,000.00		50,000.00
39024	25% Wang Discovery	12/31/24			Ending Balance			172,500.00
40000	Rental Income	1/1/24			Beginning Balance			
40000	Rental Income	1/2/24	0124-1	CRJ	Windmill Mobile Estates - Rental Income		10,237.92	10,237.92
40000	Rental Income	1/2/24	0124-1	CRJ	Windmill Mobile Estates - Rental Income		9,201.55	9,201.55
40000	Rental Income	1/2/24	0124-1	CRJ	Windmill Mobile Estates - rental Income		40,711.62	40,711.62
40000	Rental Income	1/2/24	0124-1	CRJ	Windmill Mobile Estates - Rental Income		10,635.33	10,635.33

Account ID	Account Description	Date	Reference	Jrnl	Trans Description	Debit Amt	Credit Amt	Balance
40000	Rental Income	1/2/24	0124-1	CRJ	Windmill Mobile Estates - Rental Income		12,596.67	
40000	Rental Income	1/2/24	0124-1	CRJ	Windmill Mobile Estates - Rental Income		1,795.23	
40000	Rental Income	1/2/24	0124-1	CRJ	Windmill Mobile Estates - Rental Income		771.40	
40000	Rental Income				Current Period Change		85,949.72	-85,949.72
40000	Rental Income	2/1/24			Beginning Balance			-85,949.72
40000	Rental Income	2/1/24	0224-1	CRJ	Windmill Mobile Estates - Rental Income		17,837.48	
40000	Rental Income	2/1/24	0224-1	CRJ	Windmill Mobile Estates - Rental Income		14,617.57	
40000	Rental Income	2/1/24	0224-1	CRJ	Windmill Mobile Estates - Rental Income		1,580.00	
40000	Rental Income	2/1/24	0224-1	CRJ	Windmill Mobile Estates - Rental Income		2,627.97	
40000	Rental Income	2/1/24	0224-1	CRJ	Windmill Mobile Estates - Rental Income		12,247.17	
40000	Rental Income	2/1/24	0224-1	CRJ	Windmill Mobile Estates - Rental Income		7,413.53	
40000	Rental Income	2/1/24	0224-1	CRJ	Windmill Mobile Estates - Rental Income		11,740.16	
40000	Rental Income	2/1/24	0224-1	CRJ	Windmill Mobile Estates - Rental Income		13,041.54	
40000	Rental Income	2/1/24	0224-1	CRJ	Windmill Mobile Estates - Rental Income		1,095.06	
40000	Rental Income	2/1/24	0224-1	CRJ	Windmill Mobile Estates - Rental Income		2,020.86	
40000	Rental Income	2/1/24	0224-1	CRJ	Windmill Mobile Estates - Rental Income		1,566.95	
40000	Rental Income	2/1/24	0224-1	CRJ	Windmill Mobile Estates - Rental Income		3,034.34	
40000	Rental Income	2/13/24	3926	CDJ	- Deposit Amount	2,800.00		
40000	Rental Income	2/13/24	3926	CDJ	- Pet Deposit	250.00		
40000	Rental Income	2/13/24	3926	CDJ	- Blind broken		58.48	
40000	Rental Income	2/13/24	3926	CDJ	- Replaced toilet		89.10	
40000	Rental Income	2/13/24	3926	CDJ	- Closing utility		104.56	
40000	Rental Income	2/13/24	3926	CDJ	- Prorated rent balanc	2,013.52		
40000	Rental Income	2/13/24	3926	CDJ	- Taxes		13.47	
40000	Rental Income				Current Period Change	5,063.52	89,088.24	-84,024.72
40000	Rental Income	3/1/24			Beginning Balance			-169,974.44
40000	Rental Income	3/1/24	0324-1	CRJ	Windmill Mobile Estates - Rental Income		10,707.29	
40000	Rental Income	3/1/24	0324-1	CRJ	Windmill Mobile Estates - Rental Income		19,854.33	
40000	Rental Income	3/1/24	0324-1	CRJ	Windmill Mobile Estates - Rental Income		5,161.40	
40000	Rental Income	3/1/24	0324-1	CRJ	Windmill Mobile Estates - Rental Income		7,940.53	
40000	Rental Income	3/1/24	0324-1	CRJ	Windmill Mobile Estates - Rental Income		753.86	
40000	Rental Income	3/1/24	0324-1	CRJ	Windmill Mobile Estates - Rental Income		12,329.77	
40000	Rental Income	3/1/24	0324-1	CRJ	Windmill Mobile Estates - Rental Income		24,342.91	
40000	Rental Income	3/1/24	0324-1	CRJ	Windmill Mobile Estates - Rental Income		460.00	
40000	Rental Income	3/1/24	0324-1	CRJ	Windmill Mobile Estates - Rental Income		4,569.01	
40000	Rental Income	3/1/24	0324-1	CRJ	Windmill Mobile Estates - Rental Income		1,300.00	
40000	Rental Income	3/1/24	0324-1	CRJ	Windmill Mobile Estates - Rental Income		87,419.10	-87,419.10
40000	Rental Income				Current Period Change			-257,393.54
40000	Rental Income	4/1/24			Beginning Balance			
40000	Rental Income	4/1/24	0424-1	CRJ	Windmill Mobile Estates - Rental Income		18,363.57	
40000	Rental Income	4/1/24	0424-1	CRJ	Windmill Mobile Estates - Rental Income		4,766.27	
40000	Rental Income	4/1/24	0424-1	CRJ	Windmill Mobile Estates - Rental Income		840.47	
40000	Rental Income	4/1/24	0424-1	CRJ	Windmill Mobile Estates - Rental Income		5,770.40	
40000	Rental Income	4/1/24	0424-1	CRJ	Windmill Mobile Estates - Rental Income		14,859.05	

Account ID	Account Description	Date	Reference	Jrnl	Trans Description	Debit Amt	Credit Amt	Balance
40000	Rental Income	4/1/24	0424-1	CRJ	Windmill Mobile Estates - Rental Income		14,320.29	
40000	Rental Income	4/1/24	0424-1	CRJ	Windmill Mobile Estates - Rental Income		14,600.53	
40000	Rental Income	4/1/24	0424-1	CRJ	Windmill Mobile Estates - Rental Income		7,392.32	
40000	Rental Income	4/29/24	NSF-SP17	CDJ	NSF - SP17 NSF#375	1,825.40		-79,087.50
40000	Rental Income				Current Period Change	1,825.40		-336,481.04
40000	Rental Income	5/1/24			Beginning Balance		80,912.90	
40000	Rental Income	5/1/24	0524-1	CRJ	Windmill Mobile Estates - Rental Income		14,577.33	
40000	Rental Income	5/1/24	0524-1	CRJ	Windmill Mobile Estates - Rental Income		6,334.14	
40000	Rental Income	5/1/24	0524-1	CRJ	Windmill Mobile Estates - Rental Income		13,584.77	
40000	Rental Income	5/1/24	0524-1	CRJ	Windmill Mobile Estates - Rental Income		24,462.85	
40000	Rental Income	5/1/24	0524-1	CRJ	Windmill Mobile Estates - Rental Income		23,546.02	
40000	Rental Income	5/1/24	0524-1	CRJ	Windmill Mobile Estates - Rental Income		4,229.15	
40000	Rental Income	5/1/24	0524-1	CRJ	Windmill Mobile Estates - Rental Income		1,916.45	
40000	Rental Income	5/1/24	0524-1	CRJ	Windmill Mobile Estates - Rental Income		1,067.85	
40000	Rental Income	5/1/24	0524-1	CRJ	Windmill Mobile Estates - Rental Income	1,067.85		-88,650.71
40000	Rental Income				Current Period Change	1,067.85		-425,131.75
40000	Rental Income	6/1/24			Beginning Balance		89,718.56	
40000	Rental Income	6/3/24	0624-1	CRJ	Windmill Mobile Estates - Rental Income		1,100.00	
40000	Rental Income	6/3/24	0624-1	CRJ	Windmill Mobile Estates - Rental Income		7,132.53	
40000	Rental Income	6/3/24	0624-1	CRJ	Windmill Mobile Estates - Rental Income		11,761.60	
40000	Rental Income	6/3/24	0624-1	CRJ	Windmill Mobile Estates - Rental Income		23,942.26	
40000	Rental Income	6/3/24	0624-1	CRJ	Windmill Mobile Estates - Rental Income		17,778.11	
40000	Rental Income	6/3/24	0624-1	CRJ	Windmill Mobile Estates - Rental Income		12,236.14	
40000	Rental Income	6/3/24	0624-1	CRJ	Windmill Mobile Estates - Rental Income		10,642.10	
40000	Rental Income	6/3/24	0624-1	CRJ	Windmill Mobile Estates - Rental Income		1,735.04	
40000	Rental Income				Current Period Change		86,327.78	-86,327.78
40000	Rental Income	7/1/24			Beginning Balance			-511,459.53
40000	Rental Income	7/1/24	0724-1	CRJ	Windmill Mobile Estates - Rental Income		10,150.49	
40000	Rental Income	7/1/24	0724-1	CRJ	Windmill Mobile Estates - Rental Income		741.45	
40000	Rental Income	7/1/24	0724-1	CRJ	Windmill Mobile Estates - Rental Income		14,563.58	
40000	Rental Income	7/1/24	0724-1	CRJ	Windmill Mobile Estates - Rental Income		15,644.75	
40000	Rental Income	7/1/24	0724-1	CRJ	Windmill Mobile Estates - Rental Income		10,069.88	
40000	Rental Income	7/1/24	0724-1	CRJ	Windmill Mobile Estates - Rental Income		12,189.37	
40000	Rental Income	7/1/24	0724-1	CRJ	Windmill Mobile Estates - Rental Income		8,718.68	
40000	Rental Income	7/1/24	0724-1	CRJ	Windmill Mobile Estates - Rental Income		4,452.67	
40000	Rental Income				Current Period Change		76,530.87	-76,530.87
40000	Rental Income	8/1/24			Beginning Balance			-587,990.40
40000	Rental Income	8/1/24	0824-1	CRJ	Windmill Mobile Estates - Rental Income		6,787.11	
40000	Rental Income	8/1/24	0824-1	CRJ	Windmill Mobile Estates - Rental Income		27,242.56	
40000	Rental Income	8/1/24	0824-1	CRJ	Windmill Mobile Estates - Rental Income		14,725.55	
40000	Rental Income	8/1/24	0824-1	CRJ	Windmill Mobile Estates - Rental Income		22,957.36	
40000	Rental Income	8/1/24	0824-1	CRJ	Windmill Mobile Estates - Rental Income		7,191.52	
40000	Rental Income				Current Period Change	10.00		

Account ID	Account Description	Date	Reference	Jrnl	Trans Description	Debit Amt	Credit Amt	Balance
40000	Rental Income	8/1/24	0824-1	CRJ	Windmill Mobile Estates - Deposit#6,8/		59.72	
40000	Rental Income	8/9/24	NSF-SP23	CDJ	NSF - SP23 NSF#674	674.57		-78,279.25
40000	Rental Income				Current Period Chanç	684.57	78,963.82	-666,269.65
40000	Rental Income	9/1/24			Beginning Balance			
40000	Rental Income	9/3/24	0924-1	CRJ	Windmill Mobile Estates - Rental Income		9,727.37	
40000	Rental Income	9/3/24	0924-1	CRJ	Windmill Mobile Estates - Rental Income		6,217.94	
40000	Rental Income	9/3/24	0924-1	CRJ	Windmill Mobile Estates - Rental Income		36,967.14	
40000	Rental Income	9/3/24	0924-1	CRJ	Windmill Mobile Estates - Rental Income		20,420.86	
40000	Rental Income	9/3/24	0924-1	CRJ	Windmill Mobile Estates - Rental Income		5,004.35	
40000	Rental Income	9/3/24	0924-1	CRJ	Windmill Mobile Estates - #5 SP8 NSF		908.66	
40000	Rental Income	9/10/24	NSF-SP8	CDJ	NSF - SP8 NSF#2524	836.66		-78,409.66
40000	Rental Income				Current Period Chanç	836.66	79,246.32	-744,679.31
40000	Rental Income	10/1/24			Beginning Balance			
40000	Rental Income	10/1/24	1024-1	CRJ	Windmill Mobile Estates - Rental Income		25,814.11	
40000	Rental Income	10/1/24	1024-1	CRJ	Windmill Mobile Estates - SP89 Rent#7		900.00	
40000	Rental Income	10/1/24	1024-1	CRJ	Windmill Mobile Estates - Rental Income		17,560.49	
40000	Rental Income	10/1/24	1024-1	CRJ	Windmill Mobile Estates - Rental Income		7,791.94	
40000	Rental Income	10/1/24	1024-1	CRJ	Windmill Mobile Estates - Rental Income		13,032.11	
40000	Rental Income	10/1/24	1024-1	CRJ	Windmill Mobile Estates - Rental Income		9,069.53	
40000	Rental Income	10/1/24	1024-1	CRJ	Windmill Mobile Estates - Rental Income		3,101.42	
40000	Rental Income	10/1/24	1024-1	CRJ	Windmill Mobile Estates - SP35 Replac		950.00	
40000	Rental Income	10/8/24	NSF-SP35	CDJ	NSF - SP35 NSF#14	866.37		-77,353.23
40000	Rental Income				Current Period Chanç	866.37	78,219.60	-822,032.54
40000	Rental Income	11/1/24			Beginning Balance			
40000	Rental Income	11/1/24	1124-1	CRJ	Windmill Mobile Estates - Rental Income		11,585.42	
40000	Rental Income	11/1/24	1124-1	CRJ	Windmill Mobile Estates - Rental Income		6,553.46	
40000	Rental Income	11/1/24	1124-1	CRJ	Windmill Mobile Estates - Rental Income		15,352.13	
40000	Rental Income	11/1/24	1124-1	CRJ	Windmill Mobile Estates - Rental Income		10,838.91	
40000	Rental Income	11/1/24	1124-1	CRJ	Windmill Mobile Estates - Rental Income		29,353.65	
40000	Rental Income	11/1/24	1124-1	CRJ	Windmill Mobile Estates - Rental Income		2,984.39	
40000	Rental Income				Current Period Change		76,667.96	-76,667.96
40000	Rental Income	12/1/24			Beginning Balance			-898,700.50
40000	Rental Income	12/2/24	1224-1	CRJ	Windmill Mobile Estates - Rental Income		19,219.87	
40000	Rental Income	12/2/24	1224-1	CRJ	Windmill Mobile Estates - Rental Income		9,030.62	
40000	Rental Income	12/2/24	1224-1	CRJ	Windmill Mobile Estates - Rental Income		4,156.81	
40000	Rental Income	12/2/24	1224-1	CRJ	Windmill Mobile Estates - Rental Income		7,703.23	
40000	Rental Income	12/2/24	1224-1	CRJ	Windmill Mobile Estates - Rental Income		22,428.09	
40000	Rental Income	12/2/24	1224-1	CRJ	Windmill Mobile Estates - Rental Income		14,737.25	
40000	Rental Income	12/2/24	1224-1	CRJ	Windmill Mobile Estates - Rental Income		77,275.87	-77,275.87
40000	Rental Income	12/31/24			Ending Balance			-975,976.37
40200	Laundry Income	1/1/24			Beginning Balance			
40200	Laundry Income	2/1/24			Beginning Balance			
40200	Laundry Income	2/13/24	0224-2	CRJ	WASH Multifamily Laundry Syste - Lau		18.44	

Account ID	Account Description	Date	Reference	Jrnl	Trans Description	Debit Amt	Credit Amt	Balance
40200	Laundry Income				Current Period Change		18.44	-18.44
40200	Laundry Income	3/1/24			Beginning Balance			-18.44
40200	Laundry Income	4/1/24			Beginning Balance			-18.44
40200	Laundry Income	5/1/24			Beginning Balance			-18.44
40200	Laundry Income	6/1/24			Beginning Balance			-18.44
40200	Laundry Income	6/13/24	0624-2	CRJ	WASH Multifamily Laundry Syste - Lau		19.40	-19.40
40200	Laundry Income				Current Period Change		19.40	-37.84
40200	Laundry Income	7/1/24			Beginning Balance			-37.84
40200	Laundry Income	8/1/24			Beginning Balance			-37.84
40200	Laundry Income	9/1/24			Beginning Balance			-37.84
40200	Laundry Income	10/1/24			Beginning Balance			-37.84
40200	Laundry Income	10/15/24	1024-2	CRJ	WASH Multifamily Laundry Syste - Lau		12.84	-12.84
40200	Laundry Income				Current Period Change		12.84	-50.68
40200	Laundry Income	11/1/24			Beginning Balance			-50.68
40200	Laundry Income	12/1/24			Beginning Balance			-50.68
40200	Laundry Income	12/31/24			Ending Balance			-50.68
40806	Dividend # Z26-278569	1/1/24			Beginning Balance		2,199.33	-5,067.47
40806	Dividend # Z26-278569	1/31/24	Fid8569Jan24	GENJ	Dividend income-Money MKT		2,868.14	-5,067.47
40806	Dividend # Z26-278569	1/31/24	Fid8569Jan24	GENJ	1/31 MMKT Premium Class		5,067.47	
40806	Dividend # Z26-278569				Current Period Change			
40806	Dividend # Z26-278569	2/1/24			Beginning Balance		1,391.94	-4,077.59
40806	Dividend # Z26-278569	2/29/24	Fid8569Feb24	GENJ	2/29 Dividend income-MMKT		2,685.65	-9,145.06
40806	Dividend # Z26-278569	2/29/24	Fid8569Feb24	GENJ	2/29 Dividend income-MMKT Premium		4,077.59	
40806	Dividend # Z26-278569				Current Period Change			
40806	Dividend # Z26-278569	3/1/24			Beginning Balance		2,883.81	-4,276.96
40806	Dividend # Z26-278569	3/31/24	Fidelity8569-M	GENJ	Interest Income-Premium Class		1,393.15	-13,422.02
40806	Dividend # Z26-278569	3/31/24	Fidelity8569-M	GENJ	Interest Income-Money MKT		4,276.96	
40806	Dividend # Z26-278569				Current Period Change			
40806	Dividend # Z26-278569	4/1/24			Beginning Balance		200.00	-5,815.62
40806	Dividend # Z26-278569	4/30/24	Fidelity8569-A	GENJ	4/24 Interest Income-Money MKT		1,471.08	-19,237.64
40806	Dividend # Z26-278569	4/30/24	Fidelity8569-A	GENJ	4/5 Interest Income-500 Index fund		2,794.50	
40806	Dividend # Z26-278569	4/30/24	Fidelity8569-A	GENJ	4/30 Interest Income-Premium Class		1,350.04	-5,815.62
40806	Dividend # Z26-278569	4/30/24	Fidelity8569-A	GENJ	4/30 Interest Income-MMKT		5,815.62	-19,237.64
40806	Dividend # Z26-278569				Current Period Change			
40806	Dividend # Z26-278569	5/1/24			Beginning Balance		2,901.01	-4,302.95
40806	Dividend # Z26-278569	5/31/24	Fidelity8569-M	GENJ	5/31 Interest Income-Premium Class		1,401.94	-23,540.59
40806	Dividend # Z26-278569	5/31/24	Fidelity8569-M	GENJ	5/31 Interest Income-Money MKT		4,302.95	
40806	Dividend # Z26-278569				Current Period Change			
40806	Dividend # Z26-278569	6/1/24			Beginning Balance		1,363.84	-4,186.15
40806	Dividend # Z26-278569	6/30/24	Fidelity8569-J	GENJ	6/30 Interest Income-Money MKT		2,822.31	-27,726.74
40806	Dividend # Z26-278569	6/30/24	Fidelity8569-J	GENJ	6/30 Interest Income-Premium Class		4,186.15	
40806	Dividend # Z26-278569				Current Period Change			
40806	Dividend # Z26-278569	7/1/24			Beginning Balance			

Account ID	Account Description	Date	Reference	Jrnl	Trans Description	Debit Amt	Credit Amt	Balance
40806	Dividend # Z26-278569	7/31/24	Fidelity8569-Ji	GENJ	7/5 Interest Income-500 Index Fund		1,667.70	
40806	Dividend # Z26-278569	7/31/24	Fidelity8569-Ji	GENJ	7/31 Interest Income-Premium Class		2,933.98	
40806	Dividend # Z26-278569	7/31/24	Fidelity8569-Ji	GENJ	7/25 Interest Income-Oracle Corp		200.00	
40806	Dividend # Z26-278569	7/31/24	Fidelity8569-Ji	GENJ	7/31 Interest Income-Govt MMK		1,417.91	
40806	Dividend # Z26-278569				Current Period Change		6,219.59	-6,219.59
40806	Dividend # Z26-278569	8/1/24			Beginning Balance			-33,946.33
40806	Dividend # Z26-278569	8/31/24	Fidelity8569Al	GENJ	8/30 reinvested dividend Fidelity govt M		2,943.25	
40806	Dividend # Z26-278569	8/31/24	Fidelity8569Al	GENJ	8/30 dividend income Fidelity govt mon		1,558.88	
40806	Dividend # Z26-278569				Current Period Change		4,502.13	-4,502.13
40806	Dividend # Z26-278569	9/1/24			Beginning Balance			-38,448.46
40806	Dividend # Z26-278569	9/30/24	Fidelity8569S€	GENJ	9/30 dividend income Fidelity govt mon		1,142.48	
40806	Dividend # Z26-278569	9/30/24	Fidelity8569S€	GENJ	9/30 reinvested dividend Fidelity govt M		2,773.00	
40806	Dividend # Z26-278569				Current Period Change		3,915.48	-3,915.48
40806	Dividend # Z26-278569	10/1/24			Beginning Balance			-42,363.94
40806	Dividend # Z26-278569	10/31/24	Fidelity8569O€	GENJ	Dividend income		4,570.47	
40806	Dividend # Z26-278569				Current Period Change		4,570.47	-4,570.47
40806	Dividend # Z26-278569	11/1/24			Beginning Balance			-46,934.41
40806	Dividend # Z26-278569	11/30/24	Fidelity8569N€	GENJ	Dividend income		2,100.24	
40806	Dividend # Z26-278569				Current Period Change		2,100.24	-2,100.24
40806	Dividend # Z26-278569	12/1/24			Beginning Balance			-49,034.65
40806	Dividend # Z26-278569	12/31/24	Fidelity8569D€	GENJ	Dividend income		2,743.78	
40806	Dividend # Z26-278569				Current Period Change		2,743.78	-2,743.78
		12/31/24			Ending Balance			-51,778.43
61500	Maintenance	1/1/24			Beginning Balance			
61500	Maintenance	1/26/24	3914	CDJ	Choon Ju Kwon - Sp#	4,300.00		4,300.00
61500	Maintenance				Current Period Chang	4,300.00		4,300.00
61500	Maintenance	2/1/24			Beginning Balance			
61500	Maintenance	2/16/24	3930	CDJ	Choon Ju Kwon - SP	750.00		750.00
61500	Maintenance				Current Period Chang	750.00		5,050.00
61500	Maintenance	3/1/24			Beginning Balance			
61500	Maintenance	3/18/24	3947	CDJ	Choon Ju Kwon - SP	3,400.00		3,400.00
61500	Maintenance				Current Period Chang	3,400.00		8,450.00
61500	Maintenance	4/1/24			Beginning Balance			
61500	Maintenance	5/1/24			Beginning Balance			
61500	Maintenance	5/14/24	3975	CDJ	Nickell Fire Portector	163.10		163.10
61500	Maintenance				Current Period Chang	163.10		8,613.10
61500	Maintenance	6/1/24			Beginning Balance			
61500	Maintenance	7/1/24			Beginning Balance			
61500	Maintenance	8/1/24			Beginning Balance			
61500	Maintenance	9/1/24			Beginning Balance			
61500	Maintenance	10/1/24			Beginning Balance			
61500	Maintenance	11/1/24			Beginning Balance			
61500	Maintenance	12/1/24			Beginning Balance			

Account ID	Account Description	Date	Reference	Jrnl	Trans Description	Debit Amt	Credit Amt	Balance
		12/31/24			Ending Balance			8,613.10
62000	Credit check and Screenii 1/1/24				Beginning Balance			
62000	Credit check and Screenii 2/1/24				Beginning Balance			
62000	Credit check and Screenii 2/29/24		3941	CDJ	Tenant Screening Ce	58.50		58.50
62000	Credit check and Screening				Current Period Chang	58.50		58.50
62000	Credit check and Screenii 3/1/24				Beginning Balance			
62000	Credit check and Screenii 3/29/24		3958	CDJ	Tenant Screening Ce	19.50		19.50
62000	Credit check and Screening				Current Period Chang	19.50		78.00
62000	Credit check and Screenii 4/1/24				Beginning Balance			78.00
62000	Credit check and Screenii 5/1/24				Beginning Balance			
62000	Credit check and Screenii 5/31/24		3987	CDJ	Tenant Screening Ce	19.50		19.50
62000	Credit check and Screening				Current Period Chang	19.50		97.50
62000	Credit check and Screenii 6/1/24				Beginning Balance			97.50
62000	Credit check and Screenii 7/1/24				Beginning Balance			
62000	Credit check and Screenii 8/1/24				Beginning Balance			97.50
62000	Credit check and Screenii 8/30/24		4036	CDJ	Tenant Screening Ce	58.50		58.50
62000	Credit check and Screening				Current Period Chang	58.50		156.00
62000	Credit check and Screenii 9/1/24				Beginning Balance			156.00
62000	Credit check and Screenii 10/1/24				Beginning Balance			
62000	Credit check and Screenii 11/1/24				Beginning Balance			156.00
62000	Credit check and Screenii 12/1/24				Beginning Balance			156.00
62000	Credit check and Screenii 12/2/24		4079	CDJ	Tenant Screening Ce	58.50		117.00
62000	Credit check and Screenii 12/2/24		4099	CDJ	Tenant Screening Ce	58.50		273.00
62000	Credit check and Screenii 12/31/24				Current Period Chang	117.00		
62000	Credit check and Screening				Ending Balance			
62500	Gardening Expenses	1/1/24			Beginning Balance			
62500	Gardening Expenses	1/31/24	3921	CDJ	EA Miles Insurance S	450.00		450.00
62500	Gardening Expenses				Current Period Chang	450.00		450.00
62500	Gardening Expenses	2/1/24			Beginning Balance			
62500	Gardening Expenses	2/29/24	3939	CDJ	EA Miles Insurance S	450.00		450.00
62500	Gardening Expenses				Current Period Chang	450.00		900.00
62500	Gardening Expenses	3/1/24			Beginning Balance			
62500	Gardening Expenses	3/31/24	3956	CDJ	EA Miles Insurance S	450.00		450.00
62500	Gardening Expenses				Current Period Chang	450.00		1,350.00
62500	Gardening Expenses	4/1/24			Beginning Balance			
62500	Gardening Expenses	4/30/24	3970	CDJ	EA Miles Insurance S	450.00		450.00
62500	Gardening Expenses				Current Period Chang	450.00		1,800.00
62500	Gardening Expenses	5/1/24			Beginning Balance			
62500	Gardening Expenses	5/31/24	3983	CDJ	EA Miles Insurance S	450.00		450.00
62500	Gardening Expenses				Current Period Chang	450.00		2,250.00
62500	Gardening Expenses	6/1/24			Beginning Balance			
62500	Gardening Expenses	6/30/24	4001	CDJ	EA Miles Insurance S	450.00		450.00
62500	Gardening Expenses				Current Period Chang	450.00		450.00

Account ID	Account Description	Date	Reference	Jrnl	Trans Description	Debit Amt	Credit Amt	Balance
62500	Gardening Expenses	7/1/24			Beginning Balance			2,700.00
62500	Gardening Expenses	7/31/24	4019	CDJ	EA Miles Insurance S	450.00		
62500	Gardening Expenses				Current Period Chang	450.00		450.00
62500	Gardening Expenses	8/1/24			Beginning Balance			3,150.00
62500	Gardening Expenses	8/29/24	4033	CDJ	EA Miles Insurance S	450.00		
62500	Gardening Expenses				Current Period Chang	450.00		450.00
62500	Gardening Expenses	9/1/24			Beginning Balance			3,600.00
62500	Gardening Expenses	9/30/24	4050	CDJ	EA Miles Insurance S	450.00		
62500	Gardening Expenses				Current Period Chang	450.00		450.00
62500	Gardening Expenses	10/1/24			Beginning Balance			4,050.00
62500	Gardening Expenses	11/1/24			Beginning Balance			4,050.00
62500	Gardening Expenses	11/11/24	4063	CDJ	EA Miles Insurance S	450.00		
62500	Gardening Expenses	11/30/24	4078	CDJ	EA Miles Insurance S	450.00		
62500	Gardening Expenses				Current Period Chang	900.00		900.00
62500	Gardening Expenses	12/1/24			Beginning Balance			4,950.00
62500	Gardening Expenses	12/23/24	4090	CDJ	Jesus Robles - Space	5,085.00		
62500	Gardening Expenses	12/31/24	4093	CDJ	EA Miles Insurance S	450.00		
62500	Gardening Expenses				Current Period Chang	5,535.00		5,535.00
		12/31/24			Ending Balance			10,485.00
63500	Legal Fees	1/1/24			Beginning Balance			
63500	Legal Fees	2/1/24			Beginning Balance			
63500	Legal Fees	2/20/24	3932	CDJ	Hopkins & Carley, A I	6,067.10		
63500	Legal Fees	2/20/24	3932	CDJ	Hopkins & Carley, A I	3,103.00		
63500	Legal Fees	2/20/24	3932	CDJ	Hopkins & Carley, A I	428.00		
63500	Legal Fees	2/20/24	3932	CDJ	Hopkins & Carley, A I	858.85		
63500	Legal Fees	2/20/24	3932	CDJ	Hopkins & Carley, A I	171.80		
63500	Legal Fees	2/20/24	3932	CDJ	Hopkins & Carley, A I	1,143.00		
63500	Legal Fees	2/20/24	3932	CDJ	Hopkins & Carley, A I	821.50		
63500	Legal Fees	2/20/24	3932	CDJ	Hopkins & Carley, A I	695.50		
63500	Legal Fees	2/20/24	3932	CDJ	Hopkins & Carley, A I	4,563.00		
63500	Legal Fees	2/20/24	3932	CDJ	Hopkins & Carley, A I	588.50		
63500	Legal Fees				Current Period Chang	18,440.25		18,440.25
63500	Legal Fees	3/1/24			Beginning Balance			18,440.25
63500	Legal Fees	3/6/24	3943	CDJ	Hopkins & Carley, A I	110.00		
63500	Legal Fees	3/20/24	3949	CDJ	Hopkins & Carley, A I	571.87		
63500	Legal Fees	3/20/24	3949	CDJ	Hopkins & Carley, A I	588.02		
63500	Legal Fees				Current Period Chang	1,269.89		1,269.89
63500	Legal Fees	4/1/24			Beginning Balance			19,710.14
63500	Legal Fees	5/1/24			Beginning Balance			19,710.14
63500	Legal Fees	5/23/24	3979	CDJ	Hopkins & Carley, A I	408.00		
63500	Legal Fees	5/23/24	3979	CDJ	Hopkins & Carley, A I	176.02		
63500	Legal Fees	5/23/24	3979	CDJ	Hopkins & Carley, A I	344.74		
63500	Legal Fees	5/23/24	3979	CDJ	Hopkins & Carley, A I	165.00		

Account ID	Account Description	Date	Reference	Jrnl	Trans Description	Debit Amt	Credit Amt	Balance
63500	Legal Fees				Current Period Chang	1,093.76		1,093.76
63500	Legal Fees	6/1/24			Beginning Balance			20,803.90
63500	Legal Fees	7/1/24			Beginning Balance			20,803.90
63500	Legal Fees	7/26/24	4015	CDJ	Berliner Cohen Attorn	70.00		
63500	Legal Fees	7/26/24	4015	CDJ	Berliner Cohen Attorn	372.00		
63500	Legal Fees	7/26/24	4015	CDJ	Berliner Cohen Attorn	230.00		
63500	Legal Fees	7/26/24	4016	CDJ	Hopkins & Carley, A I	515.00		
63500	Legal Fees	7/26/24	4016	CDJ	Hopkins & Carley, A I	638.83		
63500	Legal Fees	7/26/24	4016	CDJ	Hopkins & Carley, A I	180.00		
63500	Legal Fees	7/26/24	4016	CDJ	Hopkins & Carley, A I	135.00		
63500	Legal Fees	7/26/24	4016	CDJ	Current Period Chang	2,140.83		2,140.83
63500	Legal Fees	8/1/24			Beginning Balance			22,944.73
63500	Legal Fees	8/23/24	4027	CDJ	Hopkins & Carley, A I	35.00		
63500	Legal Fees	8/23/24	4027	CDJ	Hopkins & Carley, A I	135.00		
63500	Legal Fees	8/23/24	4027	CDJ	Hopkins & Carley, A I	1,156.65		
63500	Legal Fees				Current Period Chang	1,326.65		1,326.65
63500	Legal Fees	9/1/24			Beginning Balance			24,271.38
63500	Legal Fees	10/1/24			Beginning Balance			24,271.38
63500	Legal Fees	11/1/24			Beginning Balance			24,271.38
63500	Legal Fees	11/21/24	4070	CDJ	Lathrop GPM LLP - 1	180.00		
63500	Legal Fees				Current Period Chang	180.00		180.00
63500	Legal Fees	12/1/24			Beginning Balance			24,451.38
63500	Legal Fees	12/11/24	4086	CDJ	Rudderow Law Group	10,000.00		
63500	Legal Fees	12/20/24	4089	CDJ	Lathrop GPM - Inv#2	275.00		
63500	Legal Fees	12/20/24	4089	CDJ	Lathrop GPM - Inv#2	1,150.08		
63500	Legal Fees				Current Period Chang	11,425.08		11,425.08
63500	Legal Fees	12/31/24			Ending Balance			35,876.46
63505	Professional Fees	1/1/24			Beginning Balance			
63505	Professional Fees	2/1/24			Beginning Balance			
63505	Professional Fees	3/1/24			Beginning Balance			
63505	Professional Fees	4/1/24			Beginning Balance			
63505	Professional Fees	5/1/24			Beginning Balance			
63505	Professional Fees	6/1/24			Beginning Balance			
63505	Professional Fees	7/1/24			Beginning Balance			
63505	Professional Fees	7/11/24	4004	CDJ	Annie Y Wang, CPA -	6,000.00		
63505	Professional Fees				Current Period Chang	6,000.00		6,000.00
63505	Professional Fees	8/1/24			Beginning Balance			6,000.00
63505	Professional Fees	9/1/24			Beginning Balance			6,000.00
63505	Professional Fees	9/9/24	4039	CDJ	Cushman & Wakefiel	6,000.00		
63505	Professional Fees				Current Period Chang	6,000.00		6,000.00
63505	Professional Fees	10/1/24			Beginning Balance			12,000.00
63505	Professional Fees	11/1/24			Beginning Balance			12,000.00
63505	Professional Fees	12/1/24			Beginning Balance			12,000.00

Account ID	Account Description	Date	Reference	Jrnl	Trans Description	Debit Amt	Credit Amt	Balance
		12/31/24			Ending Balance			12,000.00
64000	Insurance	1/1/24			Beginning Balance			
64000	Insurance	2/1/24			Beginning Balance			
64000	Insurance	3/1/24			Beginning Balance			
64000	Insurance	4/1/24			Beginning Balance			
64000	Insurance	5/1/24			Beginning Balance			
64000	Insurance	6/1/24			Beginning Balance			
64000	Insurance	7/1/24			Beginning Balance			
64000	Insurance	8/1/24			Beginning Balance			
64000	Insurance	9/1/24			Beginning Balance			
64000	Insurance	9/4/24	4038	CDJ	C.S.I.A - Inv#848366,	298.25		
64000	Insurance	9/4/24	4038	CDJ	C.S.I.A - Inv#848365,	1,180.00		
64000	Insurance	9/30/24	4051	CDJ	C.S.I.A - Commercial	20,873.13		
64000	Insurance				Current Period Chang	22,351.38		22,351.38
64000	Insurance	10/1/24			Beginning Balance			22,351.38
64000	Insurance	10/22/24			C.S.I.A - Inv#822024,	22.00		
64000	Insurance	10/22/24	CSIA_2024/20 CDJ		C.S.I.A - Inv#843414,	2,764.00		
64000	Insurance	10/22/24	CSIA_2024/20 CDJ		C.S.I.A - Fees	5.00		
64000	Insurance				Current Period Chang	2,791.00		2,791.00
64000	Insurance	11/1/24			Beginning Balance			25,142.38
64000	Insurance	12/1/24			Beginning Balance			25,142.38
64000	Insurance	12/31/24			Ending Balance			25,142.38
64005	Workers' Compensation	1/1/24			Beginning Balance			
64005	Workers' Compensation	2/1/24			Beginning Balance			
64005	Workers' Compensation	3/1/24			Beginning Balance			
64005	Workers' Compensation	4/1/24			Beginning Balance			
64005	Workers' Compensation	5/1/24			Beginning Balance			
64005	Workers' Compensation	6/1/24			Beginning Balance			
64005	Workers' Compensation	7/1/24			Beginning Balance			
64005	Workers' Compensation	7/3/24	4002	CDJ	Peter Wang - Reimbu	5,493.70		
64005	Workers' Compensation				Current Period Chang	5,493.70		5,493.70
64005	Workers' Compensation	8/1/24			Beginning Balance			5,493.70
64005	Workers' Compensation	9/1/24			Beginning Balance			5,493.70
64005	Workers' Compensation	10/1/24			Beginning Balance			5,493.70
64005	Workers' Compensation	11/1/24			Beginning Balance			5,493.70
64005	Workers' Compensation	12/1/24			Beginning Balance			5,493.70
64005	Workers' Compensation	12/5/24	4083	CDJ	Peter Wang - Reimbu	4,125.63		
64005	Workers' Compensation				Current Period Chang	4,125.63		4,125.63
64005	Workers' Compensation	12/31/24			Ending Balance			9,619.33
64500	Management Fees	1/1/24			Beginning Balance			
64500	Management Fees	2/1/24			Beginning Balance			
64500	Management Fees	3/1/24			Beginning Balance			
64500	Management Fees	4/1/24			Beginning Balance			

Account ID	Account Description	Date	Reference	Jrnl	Trans Description	Debit Amt	Credit Amt	Balance
64500	Management Fees	5/1/24			Beginning Balance			
64500	Management Fees	5/21/24	3977	CDJ	Whisman Managemen	6,000.00		6,000.00
64500	Management Fees				Current Period Chan	6,000.00		6,000.00
64500	Management Fees	6/1/24			Beginning Balance			6,000.00
64500	Management Fees	7/1/24			Beginning Balance			6,000.00
64500	Management Fees	8/1/24			Beginning Balance			6,000.00
64500	Management Fees	9/1/24			Beginning Balance			6,000.00
64500	Management Fees	10/1/24			Beginning Balance			6,000.00
64500	Management Fees	11/1/24			Beginning Balance			6,000.00
64500	Management Fees	12/1/24			Beginning Balance			6,000.00
64500	Management Fees	12/4/24	4081	CDJ	Whisman Managemen	6,000.00		6,000.00
64500	Management Fees				Current Period Chan	6,000.00		6,000.00
		12/31/24			Ending Balance			12,000.00
65000	Permits and Licenses	1/1/24			Beginning Balance			
65000	Permits and Licenses	1/31/24	3922	CDJ	Meterman Inc. - CPU	75.00		75.00
65000	Permits and Licenses				Current Period Chan	75.00		75.00
65000	Permits and Licenses	2/1/24			Beginning Balance			75.00
65000	Permits and Licenses	3/1/24			Beginning Balance			
65000	Permits and Licenses	3/6/24	3944	CDJ	Department of Housir	175.00		
65000	Permits and Licenses	3/6/24	3944	CDJ	Department of Housir	630.00		
65000	Permits and Licenses	3/6/24	3944	CDJ	Department of Housir	360.00		
65000	Permits and Licenses	3/6/24	3944	CDJ	Department of Housir	140.00		
65000	Permits and Licenses	3/6/24	3944	CDJ	Department of Housir	900.00		
65000	Permits and Licenses	3/6/24	3944	CDJ	Department of Housir	900.00		
65000	Permits and Licenses	3/22/24	County/Permit	CDJ	County of Santa Clar	120.00		
65000	Permits and Licenses	3/22/24	County/Permit	CDJ	County of Santa Clar	285.00		
65000	Permits and Licenses	3/22/24	County/Permit	CDJ	County of Santa Clar	137.50		
65000	Permits and Licenses	3/22/24	County/Permit	CDJ	County of Santa Clar	540.00		
65000	Permits and Licenses	3/22/24	County/Permit	CDJ	County of Santa Clar	4,187.50		4,187.50
65000	Permits and Licenses	4/1/24			Current Period Chan			4,262.50
65000	Permits and Licenses	4/25/24	3964	CDJ	Beginning Balance	535.00		535.00
65000	Permits and Licenses				Meterman Inc. - Inv#	535.00		535.00
65000	Permits and Licenses	5/1/24			Current Period Chan			4,797.50
65000	Permits and Licenses	6/1/24			Beginning Balance			4,797.50
65000	Permits and Licenses	6/19/24	City-Buslic202	CDJ	City of Morgan Hill - E	303.60		303.60
65000	Permits and Licenses				Current Period Chan	303.60		5,101.10
65000	Permits and Licenses	7/1/24			Beginning Balance			5,101.10
65000	Permits and Licenses	8/1/24			Beginning Balance			5,101.10
65000	Permits and Licenses	9/1/24			Beginning Balance			5,101.10
65000	Permits and Licenses	10/1/24			Beginning Balance			5,101.10
65000	Permits and Licenses	10/22/24	4059	CDJ	HCD - San Pedro SPi	78.00		78.00
65000	Permits and Licenses				Current Period Chan	78.00		5,179.10
65000	Permits and Licenses	11/1/24			Beginning Balance			

Account ID	Account Description	Date	Reference	Jrnl	Trans Description	Debit Amt	Credit Amt	Balance
65000	Permits and Licenses	11/19/24	4068	CDJ	City of Morgan Hill - 8	161.00		161.00
65000	Permits and Licenses				Current Period Chang	161.00		5,340.10
65000	Permits and Licenses	12/1/24			Beginning Balance			
65000	Permits and Licenses	12/3/24	4080	CDJ	City of Morgan Hill - 2	996.00		
65000	Permits and Licenses	12/20/24	County/D.E.H- CDJ		County of Santa Clara	613.00		
65000	Permits and Licenses				Current Period Chang	1,609.00		1,609.00
		12/31/24			Ending Balance			6,949.10
65502	Mortgage Interest-Chase# 1/1/24				Beginning Balance			
65502	Mortgage Interest-Chase# 1/10/24		Chase/loan-01	CDJ	Chase - Mortgage Inti	19,836.63		19,836.63
65502	Mortgage Interest-Chase#x6889				Current Period Chang	19,836.63		19,836.63
65502	Mortgage Interest-Chase# 2/1/24				Beginning Balance			
65502	Mortgage Interest-Chase# 2/14/24		Chase/loan-02	CDJ	Chase - Mortgage Inti	19,801.72		19,801.72
65502	Mortgage Interest-Chase#x6889				Current Period Chang	19,801.72		39,638.35
65502	Mortgage Interest-Chase# 3/1/24				Beginning Balance			
65502	Mortgage Interest-Chase# 3/14/24		Chase/loan-03	CDJ	Chase - Mortgage Inti	19,766.71		19,766.71
65502	Mortgage Interest-Chase#x6889				Current Period Chang	19,766.71		59,405.06
65502	Mortgage Interest-Chase# 4/1/24				Beginning Balance			
65502	Mortgage Interest-Chase# 4/14/24		Chase/Loan-0	CDJ	Chase - Mortgage Inti	19,731.59		19,731.59
65502	Mortgage Interest-Chase#x6889				Current Period Chang	19,731.59		79,136.65
65502	Mortgage Interest-Chase# 5/1/24				Beginning Balance			
65502	Mortgage Interest-Chase# 5/14/24		Chase/loan-05	CDJ	Chase - Mortgage Inti	19,696.38		19,696.38
65502	Mortgage Interest-Chase#x6889				Current Period Chang	19,696.38		98,833.03
65502	Mortgage Interest-Chase# 6/1/24				Beginning Balance			
65502	Mortgage Interest-Chase# 6/14/24		Chase/loan-06	CDJ	Chase - Mortgage Inti	19,661.07		19,661.07
65502	Mortgage Interest-Chase#x6889				Current Period Chang	19,661.07		118,494.10
65502	Mortgage Interest-Chase# 7/1/24				Beginning Balance			
65502	Mortgage Interest-Chase# 7/14/24		Chase/loan-07	CDJ	Chase - Mortgage Inti	19,625.66		19,625.66
65502	Mortgage Interest-Chase#x6889				Current Period Chang	19,625.66		138,119.76
65502	Mortgage Interest-Chase# 8/1/24				Beginning Balance			
65502	Mortgage Interest-Chase# 8/14/24		Chase/loan-08	CDJ	Chase - Mortgage Inti	19,590.14		19,590.14
65502	Mortgage Interest-Chase#x6889				Current Period Chang	19,590.14		157,709.90
65502	Mortgage Interest-Chase# 9/1/24				Beginning Balance			
65502	Mortgage Interest-Chase# 9/14/24		Chase/loan-09	CDJ	Chase - Mortgage Inti	19,554.53		19,554.53
65502	Mortgage Interest-Chase#x6889				Current Period Chang	19,554.53		177,264.43
65502	Mortgage Interest-Chase# 10/1/24				Beginning Balance			
65502	Mortgage Interest-Chase# 10/14/24		Chase/loan-10	CDJ	Chase - Mortgage Inti	19,518.81		19,518.81
65502	Mortgage Interest-Chase#x6889				Current Period Chang	19,518.81		196,783.24
65502	Mortgage Interest-Chase# 11/1/24				Beginning Balance			
65502	Mortgage Interest-Chase# 11/14/24		Chase/loan-11	CDJ	Chase - Mortgage Inti	19,482.99		19,482.99
65502	Mortgage Interest-Chase#x6889				Current Period Chang	19,482.99		216,266.23
65502	Mortgage Interest-Chase# 12/1/24				Beginning Balance			
65502	Mortgage Interest-Chase# 12/14/24		Chase/loan-12	CDJ	Chase - Mortgage Inti	19,447.07		19,447.07
65502	Mortgage Interest-Chase#x6889				Current Period Chang	19,447.07		

Account ID	Account Description	Date	Reference	Jrnl	Trans Description	Debit Amt	Credit Amt	Balance
		12/31/24			Ending Balance			235,713.30
66000	Painting and Decorating	1/1/24			Beginning Balance			
66000	Painting and Decorating	2/1/24			Beginning Balance			
66000	Painting and Decorating	3/1/24			Beginning Balance			
66000	Painting and Decorating	4/1/24			Beginning Balance			
66000	Painting and Decorating	5/1/24			Beginning Balance			
66000	Painting and Decorating	6/1/24			Beginning Balance			
66000	Painting and Decorating	6/30/24	4000	CDJ	William Robert Baker	277.50		277.50
66000	Painting and Decorating				Current Period Chang	277.50		277.50
66000	Painting and Decorating	7/1/24			Beginning Balance			277.50
66000	Painting and Decorating	8/1/24			Beginning Balance			
66000	Painting and Decorating	8/29/24	4034	CDJ	William Robert Baker	97.50		97.50
66000	Painting and Decorating				Current Period Chang	97.50		375.00
66000	Painting and Decorating	9/1/24			Beginning Balance			375.00
66000	Painting and Decorating	10/1/24			Beginning Balance			375.00
66000	Painting and Decorating	11/1/24			Beginning Balance			375.00
66000	Painting and Decorating	12/1/24			Beginning Balance			375.00
66000	Painting and Decorating	12/31/24			Ending Balance			375.00
67000	Plumbing and Electrical	1/1/24			Beginning Balance			
67000	Plumbing and Electrical	1/3/24	3903	CDJ	Champion Plumbing I	1,500.00		
67000	Plumbing and Electrical	1/23/24	3913	CDJ	The Backflow Guy Inc	95.00		
67000	Plumbing and Electrical	1/26/24	3914	CDJ	Choon Ju Kwon - Sp#	2,500.00		
67000	Plumbing and Electrical				Current Period Chang	4,095.00		4,095.00
67000	Plumbing and Electrical	2/1/24			Beginning Balance			4,095.00
67000	Plumbing and Electrical	3/1/24			Beginning Balance			4,095.00
67000	Plumbing and Electrical	4/1/24			Beginning Balance			4,095.00
67000	Plumbing and Electrical	5/1/24			Beginning Balance			4,095.00
67000	Plumbing and Electrical	6/1/24			Beginning Balance			4,095.00
67000	Plumbing and Electrical	7/1/24			Beginning Balance			4,095.00
67000	Plumbing and Electrical	7/15/24	4007	CDJ	Champion Plumbing I	1,065.00		
67000	Plumbing and Electrical				Current Period Chang	1,065.00		1,065.00
67000	Plumbing and Electrical	8/1/24			Beginning Balance			5,160.00
67000	Plumbing and Electrical	9/1/24			Beginning Balance			5,160.00
67000	Plumbing and Electrical	10/1/24			Beginning Balance			5,160.00
67000	Plumbing and Electrical	11/1/24			Beginning Balance			5,160.00
67000	Plumbing and Electrical	12/1/24			Beginning Balance			5,160.00
67000	Plumbing and Electrical	12/1/24			Beginning Balance			5,160.00
67000	Plumbing and Electrical	12/5/24	4082	CDJ	Choon Ju Kwon - Inst	750.00		
67000	Plumbing and Electrical				Current Period Chang	750.00		750.00
67000	Plumbing and Electrical	12/31/24			Ending Balance			5,910.00
68000	Maintenance & Repairs E	1/1/24			Beginning Balance			
68000	Maintenance & Repairs E	1/31/24	3920	CDJ	William Robert Baker	350.00		
68000	Maintenance & Repairs Expense				Current Period Chang	350.00		350.00
68000	Maintenance & Repairs E	2/1/24			Beginning Balance			350.00

Account ID	Account Description	Date	Reference	Jrnl	Trans Description	Debit Amt	Credit Amt	Balance
68000	Maintenance & Repairs E	2/29/24	3938	CDJ	William Robert Baker	350.00		
68000	Maintenance & Repairs E	2/29/24	3938	CDJ	William Robert Baker	600.00		
68000	Maintenance & Repairs Expense				Current Period Chanç	950.00		950.00
68000	Maintenance & Repairs E	3/1/24			Beginning Balance			1,300.00
68000	Maintenance & Repairs E	3/31/24	3955	CDJ	William Robert Baker	350.00		
68000	Maintenance & Repairs E	3/31/24	3955	CDJ	William Robert Baker	250.00		
68000	Maintenance & Repairs E	3/31/24	3955	CDJ	William Robert Baker	200.00		
68000	Maintenance & Repairs Expense				Current Period Chanç	800.00		800.00
68000	Maintenance & Repairs E	4/1/24			Beginning Balance			2,100.00
68000	Maintenance & Repairs E	4/30/24	3969	CDJ	William Robert Baker	350.00		
68000	Maintenance & Repairs Expense				Current Period Chanç	350.00		350.00
68000	Maintenance & Repairs E	5/1/24			Beginning Balance			2,450.00
68000	Maintenance & Repairs E	5/31/24	3984	CDJ	William Robert Baker	350.00		
68000	Maintenance & Repairs E	5/31/24	3984	CDJ	William Robert Baker	810.00		
68000	Maintenance & Repairs E	5/31/24	3984	CDJ	William Robert Baker	100.00		
68000	Maintenance & Repairs Expense				Current Period Chanç	1,260.00		1,260.00
68000	Maintenance & Repairs Expense				Beginning Balance			3,710.00
68000	Maintenance & Repairs E	6/1/24			William Robert Baker	350.00		
68000	Maintenance & Repairs E	6/30/24	4000	CDJ	Current Period Chanç	350.00		350.00
68000	Maintenance & Repairs Expense				Beginning Balance			4,060.00
68000	Maintenance & Repairs E	7/1/24	4018	CDJ	William Robert Baker	350.00		
68000	Maintenance & Repairs Expense				Current Period Chanç	350.00		350.00
68000	Maintenance & Repairs E	8/1/24			Beginning Balance			4,410.00
68000	Maintenance & Repairs E	8/29/24	4034	CDJ	William Robert Baker	350.00		
68000	Maintenance & Repairs Expense				Current Period Chanç	350.00		350.00
68000	Maintenance & Repairs E	9/1/24			Beginning Balance			4,760.00
68000	Maintenance & Repairs E	9/30/24	4049	CDJ	William Robert Baker	350.00		
68000	Maintenance & Repairs Expense				Current Period Chanç	350.00		350.00
68000	Maintenance & Repairs E	10/1/24			Beginning Balance			5,110.00
68000	Maintenance & Repairs E	11/1/24	4062	CDJ	William Robert Baker	350.00		
68000	Maintenance & Repairs E	11/1/24	4077	CDJ	William Robert Baker	350.00		
68000	Maintenance & Repairs Expense				Current Period Chanç	700.00		700.00
68000	Maintenance & Repairs E	12/1/24			Beginning Balance			5,810.00
68000	Maintenance & Repairs E	12/31/24	4092	CDJ	William Robert Baker	350.00		
68000	Maintenance & Repairs Expense				Current Period Chanç	350.00		350.00
68000	Maintenance & Repairs Expense	12/31/24			Ending Balance			6,160.00
68500	Supplies	1/1/24			Beginning Balance			
68500	Supplies	1/2/24	3902	CDJ	Elena A Miles - Home	729.38		
68500	Supplies	1/23/24	3908	CDJ	Elena A Miles - Home	136.48		
68500	Supplies				Current Period Chanç	865.86		865.86
68500	Supplies	2/1/24			Beginning Balance			865.86
68500	Supplies	2/5/24	3924	CDJ	Elena Miles - Leslies-	34.90		

Account ID	Account Description	Date	Reference	Jrnl	Trans Description	Debit Amt	Credit Amt	Balance
68500	Supplies	2/5/24	3924	CDJ	Elena Miles - Home C	329.80		
68500	Supplies	2/5/24	3924	CDJ	Elena Miles - Ace Hai	21.25		
68500	Supplies	2/12/24	3925	CDJ	Elena A Miles - 2/12 f	161.05		
68500	Supplies	2/12/24	3925	CDJ	Elena A Miles - 2/12 f	202.63		
68500	Supplies	2/29/24	3940	CDJ	Elena A Miles - SP4 F	523.22		
68500	Supplies				Current Period Chanç	1,272.85		1,272.85
68500	Supplies	3/1/24			Beginning Balance			2,138.71
68500	Supplies	3/25/24	3950	CDJ	Elena Miles - 2/12 AC	10.90		
68500	Supplies	3/25/24	3950	CDJ	Elena Miles - 2/28 Ho	128.65		
68500	Supplies	3/25/24	3950	CDJ	Elena Miles - 3/9 Harl	54.55		
68500	Supplies	3/25/24	3950	CDJ	Elena Miles - 3/9 Hon	218.96		
68500	Supplies	3/25/24	3950	CDJ	Elena Miles - 3/4 Hon	216.50		
68500	Supplies	3/25/24	3950	CDJ	Elena Miles - 2/5 Hon	5.41		
68500	Supplies				Current Period Chanç	634.97		634.97
68500	Supplies	4/1/24			Beginning Balance			2,773.68
68500	Supplies	5/1/24			Beginning Balance			2,773.68
68500	Supplies	5/24/24	3980	CDJ	Elena A Miles - 5/16 \	24.53		
68500	Supplies	5/24/24	3980	CDJ	Elena A Miles - 5/20 f	689.29		
68500	Supplies	5/24/24	3980	CDJ	Elena A Miles - 5/21 f	49.76		
68500	Supplies				Current Period Chanç	763.58		763.58
68500	Supplies	6/1/24			Beginning Balance			3,537.26
68500	Supplies	6/12/24	3991	CDJ	Elena A Miles - 5/24 f	215.81		
68500	Supplies				Current Period Chanç	215.81		215.81
68500	Supplies	7/1/24			Beginning Balance			3,753.07
68500	Supplies	8/1/24			Beginning Balance			3,753.07
68500	Supplies	9/1/24			Beginning Balance			3,753.07
68500	Supplies	10/1/24			Beginning Balance			3,753.07
68500	Supplies	11/1/24			Beginning Balance			3,753.07
68500	Supplies	12/1/24			Beginning Balance			3,753.07
		12/31/24			Ending Balance			3,753.07
68550	Appliance	1/1/24			Beginning Balance			
68550	Appliance	2/1/24			Beginning Balance			
68550	Appliance	3/1/24			Beginning Balance			
68550	Appliance	4/1/24			Beginning Balance			
68550	Appliance	4/5/24	3959	CDJ	Elena A Miles - SP28	821.51		
68550	Appliance				Current Period Chanç	821.51		821.51
68550	Appliance	5/1/24			Beginning Balance			821.51
68550	Appliance	6/1/24			Beginning Balance			821.51
68550	Appliance	7/1/24			Beginning Balance			821.51
68550	Appliance	8/1/24			Beginning Balance			821.51
68550	Appliance	9/1/24			Beginning Balance			821.51
68550	Appliance	10/1/24			Beginning Balance			821.51
68550	Appliance	11/1/24			Beginning Balance			821.51

Account ID	Account Description	Date	Reference	Jrnl	Trans Description	Debit Amt	Credit Amt	Balance
68550	Appliance	11/21/24	4069	CDJ	Elena A Miles - Home	721.63		721.63
68550	Appliance				Current Period Chang	721.63		1,543.14
68550	Appliance	12/1/24			Beginning Balance			1,543.14
		12/31/24			Ending Balance			
69000	Property Taxes	1/1/24			Beginning Balance			
69000	Property Taxes	2/1/24			Beginning Balance			
69000	Property Taxes	3/1/24			Beginning Balance			
69000	Property Taxes	4/1/24			Beginning Balance			
69000	Property Taxes	5/1/24			Beginning Balance			
69000	Property Taxes	6/1/24			Beginning Balance			
69000	Property Taxes	7/1/24			Beginning Balance			
69000	Property Taxes	8/1/24			Beginning Balance			
69000	Property Taxes	9/1/24			Beginning Balance			
69000	Property Taxes	10/1/24			Beginning Balance			
69000	Property Taxes	11/1/24			Beginning Balance			
69000	Property Taxes	12/1/24			Beginning Balance			
69000	Property Taxes	12/2/24	SCC/Tax-2024	CDJ	SCC DTAC - 817-11-	1,854.60		
69000	Property Taxes	12/2/24	SCC/Tax-2024	CDJ	SCC DTAC - 817-11-	1,898.76		
69000	Property Taxes	12/2/24	SCC/Tax-2024	CDJ	SCC DTAC - 817-11-	429.38		
69000	Property Taxes	12/2/24	SCC/Tax-2024	CDJ	SCC DTAC - 817-11-	69,897.84		
69000	Property Taxes	12/2/24	SCC/Tax-2024	CDJ	SCC DTAC - 817-11-	2,091.70		
69000	Property Taxes	12/2/24	SCC/Tax-2024	CDJ	SCC DTAC - 817-11-	1,509.52		
69000	Property Taxes	12/2/24	SCC/Tax-2024	CDJ	SCC DTAC - 817-11-	77,681.80		77,681.80
		12/31/24			Current Period Chang			77,681.80
					Ending Balance			
70000	Telephone & Cable Exper	1/1/24			Beginning Balance			
70000	Telephone & Cable Exper	1/23/24	3907	CDJ	Frontier Communicati	292.42		292.42
70000	Telephone & Cable Expense				Current Period Chang	292.42		292.42
70000	Telephone & Cable Exper	2/1/24			Beginning Balance			
70000	Telephone & Cable Exper	2/2/24	3927	CDJ	Elena A Miles - Dish	187.12		
70000	Telephone & Cable Exper	2/2/24	3927	CDJ	Elena A Miles - Dish	885.50		
70000	Telephone & Cable Exper	2/21/24	3933	CDJ	Frontier Communicati	304.41		
70000	Telephone & Cable Expense				Current Period Chang	1,377.03		1,377.03
70000	Telephone & Cable Exper	3/1/24			Beginning Balance			1,669.45
70000	Telephone & Cable Exper	3/20/24	3948	CDJ	Frontier Communicati	302.41		302.41
70000	Telephone & Cable Expense				Current Period Chang	302.41		1,971.86
70000	Telephone & Cable Exper	4/1/24			Beginning Balance			
70000	Telephone & Cable Exper	4/22/24	3963	CDJ	Frontier Communicati	304.93		304.93
70000	Telephone & Cable Expense				Current Period Chang	304.93		2,276.79
70000	Telephone & Cable Exper	5/1/24			Beginning Balance			
70000	Telephone & Cable Exper	5/20/24	3976	CDJ	Frontier Communicati	304.92		304.92
70000	Telephone & Cable Expense				Current Period Chang	304.92		2,581.71
70000	Telephone & Cable Exper	6/1/24			Beginning Balance			
70000	Telephone & Cable Exper	6/24/24	3994	CDJ	Frontier Communicati	304.94		304.94

Account ID	Account Description	Date	Reference	Jrnl	Trans Description	Debit Amt	Credit Amt	Balance
70000	Telephone & Cable Expense				Current Period Change	304.94		304.94
70000	Telephone & Cable Exper 7/1/24				Beginning Balance			2,886.65
70000	Telephone & Cable Exper 7/22/24	4009		CDJ	Frontier Communicati	309.03		
70000	Telephone & Cable Expense				Current Period Change	309.03		309.03
70000	Telephone & Cable Exper 8/1/24				Beginning Balance			3,195.68
70000	Telephone & Cable Exper 8/21/24	4025		CDJ	Frontier Communicati	309.03		
70000	Telephone & Cable Expense				Current Period Change	309.03		309.03
70000	Telephone & Cable Exper 9/1/24				Beginning Balance			3,504.71
70000	Telephone & Cable Exper 9/23/24	4043		CDJ	Frontier Communicati	309.03		
70000	Telephone & Cable Expense				Current Period Change	309.03		309.03
70000	Telephone & Cable Exper 10/1/24				Beginning Balance			3,813.74
70000	Telephone & Cable Exper 11/1/24				Beginning Balance			3,813.74
70000	Telephone & Cable Exper 11/5/24	4061		CDJ	Frontier Communicati	269.59		
70000	Telephone & Cable Exper 11/27/24	4075		CDJ	Frontier Communicati	274.45		
70000	Telephone & Cable Expense				Current Period Change	544.04		544.04
70000	Telephone & Cable Exper 12/1/24				Beginning Balance			4,357.78
70000	Telephone & Cable Exper 12/24/24	4091		CDJ	Frontier Communicati	269.59		
70000	Telephone & Cable Expense				Current Period Change	269.59		269.59
		12/31/24			Ending Balance			4,627.37
70500	Utilities	1/1/24			Beginning Balance			
70500	Utilities	1/10/24	COMH-0124	CDJ	City of Morgan Hill - 0	326.70		
70500	Utilities	1/10/24	COMH-0124	CDJ	City of Morgan Hill - 0	4,458.45		
70500	Utilities	1/15/24	Recology-0124	CDJ	Recology South Valle	3,595.55		
70500	Utilities	1/19/24	PGE-0124	CDJ	Pacific Gas & Electric	532.95		
70500	Utilities	1/19/24	PGE-0124	CDJ	Pacific Gas & Electric	9,629.15		
70500	Utilities	1/26/24	3915	CDJ	Meterman Services, I	23.13		
70500	Utilities	1/26/24	3915	CDJ	Meterman Services, I	5.00		
70500	Utilities	1/26/24	3915	CDJ	Meterman Services, I	20.00		
70500	Utilities	1/26/24	3915	CDJ	Meterman Services, I	122.40		
70500	Utilities	1/26/24	3915	CDJ	Meterman Services, I	150.30		
70500	Utilities				Current Period Change	18,863.63		18,863.63
70500	Utilities	2/1/24			Beginning Balance			18,863.63
70500	Utilities	2/14/24	Recology-0224	CDJ	Recology South Valle	3,595.55		
70500	Utilities	2/20/24	PGE-0224	CDJ	Pacific Gas & Electric	11,975.73		
70500	Utilities	2/20/24	PGE-0224	CDJ	Pacific Gas & Electric	767.33		
70500	Utilities	2/23/24	COMH-0224	CDJ	City of Morgan Hill - 0	326.70		
70500	Utilities	2/23/24	COMH-0224	CDJ	City of Morgan Hill - 0	4,474.30		
70500	Utilities	2/26/24	3937	CDJ	Meterman Services, I	20.00		
70500	Utilities	2/26/24	3937	CDJ	Meterman Services, I	5.00		
70500	Utilities	2/26/24	3937	CDJ	Meterman Services, I	150.30		
70500	Utilities	2/26/24	3937	CDJ	Meterman Services, I	122.40		
70500	Utilities	2/26/24	3937	CDJ	Meterman Services, I	22.58		
70500	Utilities				Current Period Change	21,459.89		21,459.89

Account ID	Account Description	Date	Reference	Jrnl	Trans Description	Debit Amt	Credit Amt	Balance
70500	Utilities	3/1/24			Beginning Balance			40,323.52
70500	Utilities	3/15/24	Recology-032	CDJ	Recology South Valle	3,595.55		
70500	Utilities	3/20/24	PGE-0324	CDJ	Pacific Gas & Electric	585.51		
70500	Utilities	3/20/24	PGE-0324	CDJ	Pacific Gas & Electric	11,534.90		
70500	Utilities	3/26/24	COMH-0324	CDJ	City of Morgan Hill - 0	326.70		
70500	Utilities	3/26/24	COMH-0324	CDJ	City of Morgan Hill - 0	4,425.88		
70500	Utilities	3/26/24	3954	CDJ	Meterman Services, I	150.30		
70500	Utilities	3/26/24	3954	CDJ	Meterman Services, I	20.00		
70500	Utilities	3/26/24	3954	CDJ	Meterman Services, I	22.63		
70500	Utilities	3/26/24	3954	CDJ	Meterman Services, I	5.00		
70500	Utilities	3/26/24	3954	CDJ	Meterman Services, I	122.40		
70500	Utilities	3/26/24			Current Period Chang	20,788.87		20,788.87
70500	Utilities	4/1/24			Beginning Balance			61,112.39
70500	Utilities	4/10/24	COMH-0424	CDJ	City of Morgan Hill - 0	4,382.37		
70500	Utilities	4/10/24	COMH-0424	CDJ	City of Morgan Hill - 0	326.70		
70500	Utilities	4/15/24	Recology-042	CDJ	Recology South Valle	3,595.55		
70500	Utilities	4/18/24	PGE-0424	CDJ	Pacific Gas & Electric	10,474.85		
70500	Utilities	4/18/24	PGE-0424	CDJ	Pacific Gas & Electric	431.87		
70500	Utilities	4/26/24	3968	CDJ	Meterman Services, I	150.30		
70500	Utilities	4/26/24	3968	CDJ	Meterman Services, I	5.00		
70500	Utilities	4/26/24	3968	CDJ	Meterman Services, I	22.63		
70500	Utilities	4/26/24	3968	CDJ	Meterman Services, I	20.00		
70500	Utilities	4/26/24	3968	CDJ	Meterman Services, I	122.40		
70500	Utilities	4/26/24			Current Period Chang	19,531.67		19,531.67
70500	Utilities	5/1/24			Beginning Balance			80,644.06
70500	Utilities	5/10/24	COMH-0524	CDJ	City of Morgan Hill - 0	326.70		
70500	Utilities	5/10/24	COMH-0524	CDJ	City of Morgan Hill - 0	4,515.51		
70500	Utilities	5/14/24	Recology-052	CDJ	Recology South Valle	3,595.55		
70500	Utilities	5/20/24	PGE-0524	CDJ	Pacific Gas & Electric	234.76		
70500	Utilities	5/20/24	PGE-0524	CDJ	Pacific Gas & Electric	7,288.46		
70500	Utilities	5/24/24	3978	CDJ	Meterman Services, I	126.00		
70500	Utilities	5/24/24	3978	CDJ	Meterman Services, I	153.00		
70500	Utilities	5/24/24	3978	CDJ	Meterman Services, I	5.00		
70500	Utilities	5/24/24	3978	CDJ	Meterman Services, I	22.67		
70500	Utilities	5/24/24	3978	CDJ	Meterman Services, I	20.00		
70500	Utilities	5/24/24			Current Period Chang	16,287.65		16,287.65
70500	Utilities	6/1/24			Beginning Balance			96,931.71
70500	Utilities	6/10/24	COMH-0624	CDJ	City of Morgan Hill - 0	4,214.36		
70500	Utilities	6/10/24	COMH-0624	CDJ	City of Morgan Hill - 0	434.48		
70500	Utilities	6/14/24	Recology-062	CDJ	Recology South Valle	3,595.55		
70500	Utilities	6/20/24	PGE-0624	CDJ	Pacific Gas & Electric	124.92		
70500	Utilities	6/20/24	PGE-0624	CDJ	Pacific Gas & Electric	8,879.65		
70500	Utilities	6/26/24	3998	CDJ	Meterman Services, I	20.00		

Account ID	Account Description	Date	Reference	Jrnl	Trans Description	Debit Amt	Credit Amt	Balance
70500	Utilities	6/26/24	3998	CDJ	Meterman Services, I	153.00		
70500	Utilities	6/26/24	3998	CDJ	Meterman Services, I	22.58		
70500	Utilities	6/26/24	3998	CDJ	Meterman Services, I	126.00		
70500	Utilities	6/26/24	3998	CDJ	Meterman Services, I	5.00		
70500	Utilities				Current Period Change	17,575.54		17,575.54
70500	Utilities	7/1/24			Beginning Balance			114,507.25
70500	Utilities	7/14/24	Recology-072	CDJ	Recology South Valle	3,595.55		
70500	Utilities	7/22/24	PGE-0724	CDJ	Pacific Gas & Electric	65.58		
70500	Utilities	7/22/24	PGE-0724	CDJ	Pacific Gas & Electric	296.43		
70500	Utilities	7/25/24	4014	CDJ	Meterman Services, I	126.00		
70500	Utilities	7/25/24	4014	CDJ	Meterman Services, I	153.00		
70500	Utilities	7/25/24	4014	CDJ	Meterman Services, I	5.00		
70500	Utilities	7/25/24	4014	CDJ	Meterman Services, I	22.77		
70500	Utilities	7/25/24	4014	CDJ	Meterman Services, I	20.00		
70500	Utilities	7/26/24	COMH-0724	CDJ	City of Morgan Hill - 0	428.14		
70500	Utilities	7/26/24	COMH-0724	CDJ	City of Morgan Hill - 0	4,379.20		
70500	Utilities				Current Period Change	9,091.67		9,091.67
70500	Utilities	8/1/24			Beginning Balance			123,598.92
70500	Utilities	8/10/24	COMH-0824	CDJ	City of Morgan Hill - 0	4,525.02		
70500	Utilities	8/10/24	COMH-0824	CDJ	City of Morgan Hill - 0	472.52		
70500	Utilities	8/12/24	Recology-082	CDJ	Recology South Valle	3,777.58		
70500	Utilities	8/14/24	PGE-0824	CDJ	Pacific Gas & Electric	63.73		
70500	Utilities	8/26/24	4029	CDJ	Meterman Services, I	22.72		
70500	Utilities	8/26/24	4029	CDJ	Meterman Services, I	5.00		
70500	Utilities	8/26/24	4029	CDJ	Meterman Services, I	153.00		
70500	Utilities	8/26/24	4029	CDJ	Meterman Services, I	126.00		
70500	Utilities	8/26/24	4029	CDJ	Meterman Services, I	20.00		
70500	Utilities				Current Period Change	9,165.57		9,165.57
70500	Utilities	9/1/24			Beginning Balance			132,764.49
70500	Utilities	9/10/24	COMH-0924	CDJ	City of Morgan Hill - 0	4,901.41		
70500	Utilities	9/10/24	COMH-0924	CDJ	City of Morgan Hill - 0	569.09		
70500	Utilities	9/15/24	Recology-092	CDJ	Recology South Valle	3,777.58		
70500	Utilities	9/16/24	PGE-0924	CDJ	Pacific Gas & Electric	75.16		
70500	Utilities	9/26/24	4044	CDJ	Meterman Services, I	153.00		
70500	Utilities	9/26/24	4044	CDJ	Meterman Services, I	5.00		
70500	Utilities	9/26/24	4044	CDJ	Meterman Services, I	20.00		
70500	Utilities	9/26/24	4044	CDJ	Meterman Services, I	22.83		
70500	Utilities	9/26/24	4044	CDJ	Meterman Services, I	126.00		
70500	Utilities				Current Period Change	9,650.07		9,650.07
70500	Utilities	10/1/24			Beginning Balance			142,414.56
70500	Utilities	10/10/24	COMH-1024	CDJ	City of Morgan Hill - 0	3,709.70		
70500	Utilities	10/10/24	COMH-1024	CDJ	City of Morgan Hill - 0	579.38		
70500	Utilities	10/12/24	Recology-102	CDJ	Recology South Valle	3,777.58		

Account ID	Account Description	Date	Reference	Jrnl	Trans Description	Debit Amt	Credit Amt	Balance
70500	Utilities	10/14/24	PGE-1024	CDJ	Pacific Gas & Electric	77.92		
70500	Utilities	10/14/24	PGE-1024	CDJ	Pacific Gas & Electric	62,695.04		
70500	Utilities	10/23/24	4060	CDJ	Meterman Services, I	126.00		
70500	Utilities	10/23/24	4060	CDJ	Meterman Services, I	153.00		
70500	Utilities	10/23/24	4060	CDJ	Meterman Services, I	5.00		
70500	Utilities	10/23/24	4060	CDJ	Meterman Services, I	22.77		
70500	Utilities	10/23/24	4060	CDJ	Meterman Services, I	20.00		
70500	Utilities	10/23/24	4060	CDJ	Meterman Services, I	71,166.39		71,166.39
70500	Utilities	11/1/24			Current Period Change			213,580.95
70500	Utilities	11/10/24	COMH-1124	CDJ	Beginning Balance			
70500	Utilities	11/10/24	COMH-1124	CDJ	City of Morgan Hill - 0	4,839.67		
70500	Utilities	11/10/24	COMH-1124	CDJ	City of Morgan Hill - 0	507.35		
70500	Utilities	11/13/24	PGE-1124	CDJ	Pacific Gas & Electric	74.89		
70500	Utilities	11/14/24	Recology-1124	CDJ	Recology South Valle	3,777.58		
70500	Utilities	11/27/24	4076	CDJ	Meterman Services, I	126.00		
70500	Utilities	11/27/24	4076	CDJ	Meterman Services, I	153.00		
70500	Utilities	11/27/24	4076	CDJ	Meterman Services, I	5.00		
70500	Utilities	11/27/24	4076	CDJ	Meterman Services, I	23.61		
70500	Utilities	11/27/24	4076	CDJ	Meterman Services, I	20.00		
70500	Utilities	11/27/24	4076	CDJ	Meterman Services, I	9,527.10		9,527.10
70500	Utilities	12/1/24			Current Period Change			223,108.05
70500	Utilities	12/10/24	COHH-1224	CDJ	Beginning Balance			
70500	Utilities	12/10/24	COHH-1224	CDJ	City of Morgan Hill - 0	1,964.11		
70500	Utilities	12/10/24	COHH-1224	CDJ	City of Morgan Hill - 0	445.61		
70500	Utilities	12/11/24	Recology-1224	CDJ	Recology South Valle	3,777.58		
70500	Utilities	12/13/24	PGE-1224	CDJ	Pacific Gas & Electric	287.17		
70500	Utilities	12/27/24	4098	CDJ	Meterman Services, I	126.00		
70500	Utilities	12/27/24	4098	CDJ	Meterman Services, I	153.00		
70500	Utilities	12/27/24	4098	CDJ	Meterman Services, I	5.00		
70500	Utilities	12/27/24	4098	CDJ	Meterman Services, I	22.77		
70500	Utilities	12/27/24	4098	CDJ	Meterman Services, I	20.00		
70500	Utilities	12/27/24	4098	CDJ	Meterman Services, I	6,801.24		6,801.24
70500	Utilities	12/31/24			Current Period Change			229,909.29
70500	Utilities	12/31/24			Ending Balance			
71000	Office Expense	1/1/24			Beginning Balance			
71000	Office Expense	2/1/24			Beginning Balance			
71000	Office Expense	2/5/24	3924	CDJ	Elena Miles - West Valle	206.19		
71000	Office Expense	2/5/24	3924	CDJ	Elena Miles - Amazor	174.59		
71000	Office Expense	2/16/24	3931	CDJ	Bank of America - 1/4	129.00		
71000	Office Expense	3/1/24			Current Period Change	509.78		509.78
71000	Office Expense	4/1/24			Beginning Balance			509.78
71000	Office Expense	5/1/24			Beginning Balance			509.78
71000	Office Expense	6/1/24			Beginning Balance			509.78
71000	Office Expense	6/12/24	3991	CDJ	Beginning Balance			509.78
71000	Office Expense	6/12/24	3991	CDJ	Elena A Miles - 6/12/24	150.00		150.00
71000	Office Expense	6/12/24			Current Period Change	150.00		150.00

Account ID	Account Description	Date	Reference	Jrnl	Trans Description	Debit Amt	Credit Amt	Balance
71000	Office Expense	7/1/24			Beginning Balance			659.78
71000	Office Expense	8/1/24			Beginning Balance			659.78
71000	Office Expense	9/1/24			Beginning Balance			659.78
71000	Office Expense	10/1/24			Beginning Balance			659.78
71000	Office Expense	11/1/24			Beginning Balance			659.78
71000	Office Expense	12/1/24			Beginning Balance			659.78
71000	Office Expense	12/18/24	4087	CDJ	Elena A Miles - Dish t	78.73		
71000	Office Expense	12/18/24	4087	CDJ	Elena A Miles - Dish t	187.12		
71000	Office Expense	12/18/24	4087	CDJ	Elena A Miles - Dish t	73.56		
71000	Office Expense	12/18/24	4087	CDJ	Elena A Miles - Dish t	281.76		
71000	Office Expense	12/18/24	4087	CDJ	Elena A Miles - Dish t	82.84		
71000	Office Expense	12/18/24	4087	CDJ	Elena A Miles - Dish t	347.68		
71000	Office Expense	12/31/24			Current Period Chang	1,051.69		1,051.69
					Ending Balance			1,711.47
71500	Pool Services	1/1/24			Beginning Balance			
71500	Pool Services	1/8/24	3904	CDJ	Sonny Nguyen - Dec	475.00		475.00
71500	Pool Services				Current Period Chang	475.00		475.00
71500	Pool Services	2/1/24			Beginning Balance			
71500	Pool Services	2/2/24	3923	CDJ	Sonny Nguyen - moni	475.00		475.00
71500	Pool Services				Current Period Chang	475.00		475.00
71500	Pool Services	3/1/24			Beginning Balance			
71500	Pool Services	4/1/24			Beginning Balance			
71500	Pool Services	4/15/24	3962	CDJ	Sonny Nguyen - 02-2	475.00		475.00
71500	Pool Services	4/15/24	3962	CDJ	Sonny Nguyen - 03-2	475.00		950.00
71500	Pool Services				Current Period Chang	950.00		950.00
71500	Pool Services	5/1/24			Beginning Balance			
71500	Pool Services	5/8/24	3972	CDJ	Sonny Nguyen - 04-2	475.00		1,900.00
71500	Pool Services				Current Period Chang	475.00		475.00
71500	Pool Services	6/1/24			Beginning Balance			
71500	Pool Services	6/10/24	3988	CDJ	Sonny Nguyen - Moni	475.00		475.00
71500	Pool Services	6/10/24	3988	CDJ	Sonny Nguyen - Repi	255.50		2,375.00
71500	Pool Services				Current Period Chang	730.50		730.50
71500	Pool Services	7/1/24			Beginning Balance			3,105.50
71500	Pool Services	7/18/24	4008	CDJ	Sonny Nguyen - Moni	525.00		525.00
71500	Pool Services				Current Period Chang	525.00		3,630.50
71500	Pool Services	8/1/24			Beginning Balance			
71500	Pool Services	8/12/24	4022	CDJ	Sonny Nguyen - 07-2	475.00		475.00
71500	Pool Services				Current Period Chang	475.00		4,105.50
71500	Pool Services	9/1/24			Beginning Balance			
71500	Pool Services	9/16/24	4040	CDJ	Sonny Nguyen - 08-2	475.00		475.00
71500	Pool Services	9/16/24	4040	CDJ	Sonny Nguyen - Repl	1,575.00		1,575.00
71500	Pool Services	9/16/24	4040	CDJ	Sonny Nguyen - Labc	250.00		250.00
71500	Pool Services				Current Period Chang	2,300.00		2,300.00

Account ID	Account Description	Date	Reference	Jrnl	Trans Description	Debit Amt	Credit Amt	Balance
71500	Pool Services	10/1/24			Beginning Balance			6,405.50
71500	Pool Services	10/7/24	4053	CDJ	Sonny Nguyen - 09-2	475.00		
71500	Pool Services				Current Period Chang	475.00		475.00
71500	Pool Services	11/1/24			Beginning Balance			6,880.50
71500	Pool Services	11/12/24	4066	CDJ	Sonny Nguyen - Oct-1	475.00		
71500	Pool Services				Current Period Chang	475.00		475.00
71500	Pool Services	12/1/24			Beginning Balance			7,355.50
71500	Pool Services	12/20/24	4088	CDJ	Sonny Nguyen - 11/2	475.00		
71500	Pool Services				Current Period Chang	475.00		475.00
		12/31/24			Ending Balance			7,830.50
72000	Payroll Tax Expense	1/1/24			Beginning Balance			
72000	Payroll Tax Expense	1/15/24	3905	PRJ	Elena A. Miles	1.91		
72000	Payroll Tax Expense	1/15/24	3905	PRJ	Elena A. Miles	10.56		
72000	Payroll Tax Expense	1/15/24	3905	PRJ	Elena A. Miles	28.65		
72000	Payroll Tax Expense	1/15/24	3905	PRJ	Elena A. Miles	25.52		
72000	Payroll Tax Expense	1/15/24	3905	PRJ	Elena A. Miles	109.12		
72000	Payroll Tax Expense	1/15/24	3906	PRJ	Shu Ying Lai	230.33		
72000	Payroll Tax Expense	1/15/24	3906	PRJ	Shu Ying Lai	3.72		
72000	Payroll Tax Expense	1/15/24	3906	PRJ	Shu Ying Lai	53.87		
72000	Payroll Tax Expense	1/15/24	3906	PRJ	Shu Ying Lai	22.29		
72000	Payroll Tax Expense	1/15/24	3906	PRJ	Shu Ying Lai	55.73		
72000	Payroll Tax Expense	1/15/24	3906	PRJ	Shu Ying Lai	28.65		
72000	Payroll Tax Expense	1/31/24	3916	PRJ	Elena A. Miles	109.12		
72000	Payroll Tax Expense	1/31/24	3916	PRJ	Elena A. Miles	10.56		
72000	Payroll Tax Expense	1/31/24	3916	PRJ	Elena A. Miles	1.91		
72000	Payroll Tax Expense	1/31/24	3916	PRJ	Elena A. Miles	25.52		
72000	Payroll Tax Expense	1/31/24	3917	PRJ	Shu Ying Lai	3.28		
72000	Payroll Tax Expense	1/31/24	3917	PRJ	Shu Ying Lai	19.71		
72000	Payroll Tax Expense	1/31/24	3917	PRJ	Shu Ying Lai	53.86		
72000	Payroll Tax Expense	1/31/24	3917	PRJ	Shu Ying Lai	230.33		
72000	Payroll Tax Expense	1/31/24	3917	PRJ	Shu Ying Lai	49.27		
72000	Payroll Tax Expense	1/31/24	3918	PRJ	Yung D. Fan	1.20		
72000	Payroll Tax Expense	1/31/24	3918	PRJ	Yung D. Fan	17.40		
72000	Payroll Tax Expense	1/31/24	3918	PRJ	Yung D. Fan	18.00		
72000	Payroll Tax Expense	1/31/24	3918	PRJ	Yung D. Fan	74.40		
72000	Payroll Tax Expense	1/31/24	3918	PRJ	Yung D. Fan	7.20		
72000	Payroll Tax Expense	1/31/24	3919	PRJ	Joseph Freitas	12.47		
72000	Payroll Tax Expense	1/31/24	3919	PRJ	Joseph Freitas	128.90		
72000	Payroll Tax Expense	1/31/24	3919	PRJ	Joseph Freitas	2.08		
72000	Payroll Tax Expense	1/31/24	3919	PRJ	Joseph Freitas	31.19		
72000	Payroll Tax Expense	1/31/24	3919	PRJ	Joseph Freitas	30.15		
72000	Payroll Tax Expense	1/31/24			Current Period Chang	1,396.90		1,396.90
72000	Payroll Tax Expense	2/1/24			Beginning Balance			1,396.90

Account ID	Account Description	Date	Reference	Jrnl	Trans Description	Debit Amt	Credit Amt	Balance
72000	Payroll Tax Expense	2/15/24	3928	PRJ	Elena A. Miles	208.32		
72000	Payroll Tax Expense	2/15/24	3928	PRJ	Elena A. Miles	48.72		
72000	Payroll Tax Expense	2/15/24	3928	PRJ	Elena A. Miles	47.70		
72000	Payroll Tax Expense	2/15/24	3928	PRJ	Elena A. Miles	20.16		
72000	Payroll Tax Expense	2/15/24	3928	PRJ	Elena A. Miles	3.18		
72000	Payroll Tax Expense	2/15/24	3929	PRJ	Shu Ying Lai	53.87		
72000	Payroll Tax Expense	2/15/24	3929	PRJ	Shu Ying Lai	230.33		
72000	Payroll Tax Expense	2/29/24	3934	PRJ	Shu Ying Lai	53.87		
72000	Payroll Tax Expense	2/29/24	3934	PRJ	Shu Ying Lai	230.33		
72000	Payroll Tax Expense	2/29/24	3935	PRJ	Elena A. Miles	109.12		
72000	Payroll Tax Expense	2/29/24	3935	PRJ	Elena A. Miles	25.52		
72000	Payroll Tax Expense	2/29/24	3935	PRJ	Elena A. Miles	0.72		
72000	Payroll Tax Expense	2/29/24	3936	PRJ	Yung D. Fan	7.20		
72000	Payroll Tax Expense	2/29/24	3936	PRJ	Yung D. Fan	17.40		
72000	Payroll Tax Expense	2/29/24	3936	PRJ	Yung D. Fan	74.40		
72000	Payroll Tax Expense	2/29/24	3936	PRJ	Yung D. Fan	18.00		
72000	Payroll Tax Expense	2/29/24	3936	PRJ	Yung D. Fan	1.20		
72000	Payroll Tax Expense	2/29/24	3942	PRJ	Joseph Freitas	0.34		
72000	Payroll Tax Expense	2/29/24	3942	PRJ	Joseph Freitas	4.89		
72000	Payroll Tax Expense	2/29/24	3942	PRJ	Joseph Freitas	2.03		
72000	Payroll Tax Expense	2/29/24	3942	PRJ	Joseph Freitas	20.93		
72000	Payroll Tax Expense	2/29/24	3942	PRJ	Joseph Freitas	5.06		
72000	Payroll Tax Expense	2/29/24	3942	PRJ	Current Period Change	1,183.29		1,183.29
72000	Payroll Tax Expense	3/1/24			Beginning Balance			2,580.19
72000	Payroll Tax Expense	3/15/24	3945	PRJ	Elena A. Miles	25.52		
72000	Payroll Tax Expense	3/15/24	3945	PRJ	Elena A. Miles	109.12		
72000	Payroll Tax Expense	3/15/24	3946	PRJ	Shu Ying Lai	230.33		
72000	Payroll Tax Expense	3/15/24	3946	PRJ	Shu Ying Lai	53.87		
72000	Payroll Tax Expense	3/31/24	3951	PRJ	Elena A. Miles	25.52		
72000	Payroll Tax Expense	3/31/24	3951	PRJ	Elena A. Miles	109.12		
72000	Payroll Tax Expense	3/31/24	3952	PRJ	Yung D. Fan	74.40		
72000	Payroll Tax Expense	3/31/24	3952	PRJ	Yung D. Fan	17.40		
72000	Payroll Tax Expense	3/31/24	3952	PRJ	Yung D. Fan	1.20		
72000	Payroll Tax Expense	3/31/24	3952	PRJ	Yung D. Fan	18.00		
72000	Payroll Tax Expense	3/31/24	3952	PRJ	Yung D. Fan	7.20		
72000	Payroll Tax Expense	3/31/24	3953	PRJ	Shu Ying Lai	61.12		
72000	Payroll Tax Expense	3/31/24	3953	PRJ	Shu Ying Lai	261.33		
72000	Payroll Tax Expense	3/31/24	3957	PRJ	Joseph Freitas	2.15		
72000	Payroll Tax Expense	3/31/24	3957	PRJ	Joseph Freitas	2.23		
72000	Payroll Tax Expense	3/31/24	3957	PRJ	Joseph Freitas	0.89		
72000	Payroll Tax Expense	3/31/24	3957	PRJ	Joseph Freitas	0.15		
72000	Payroll Tax Expense	3/31/24	3957	PRJ	Joseph Freitas	9.21		
72000	Payroll Tax Expense	3/31/24	3957	PRJ	Current Period Change	1,008.76		1,008.76

Account ID	Account Description	Date	Reference	Jrnl	Trans Description	Debit Amt	Credit Amt	Balance
72000	Payroll Tax Expense	4/1/24			Beginning Balance			3,588.95
72000	Payroll Tax Expense	4/15/24	3960	PRJ	Elena A. Miles	109.12		
72000	Payroll Tax Expense	4/15/24	3960	PRJ	Elena A. Miles	25.52		
72000	Payroll Tax Expense	4/15/24	3961	PRJ	Shu Ying Lai	77.07		
72000	Payroll Tax Expense	4/15/24	3961	PRJ	Shu Ying Lai	329.53		
72000	Payroll Tax Expense	4/30/24	3965	PRJ	Elena A. Miles	109.12		
72000	Payroll Tax Expense	4/30/24	3965	PRJ	Elena A. Miles	25.52		
72000	Payroll Tax Expense	4/30/24	3966	PRJ	Shu Ying Lai	230.33		
72000	Payroll Tax Expense	4/30/24	3966	PRJ	Shu Ying Lai	53.86		
72000	Payroll Tax Expense	4/30/24	3967	PRJ	Yung D. Fan	7.20		
72000	Payroll Tax Expense	4/30/24	3967	PRJ	Yung D. Fan	17.40		
72000	Payroll Tax Expense	4/30/24	3967	PRJ	Yung D. Fan	1.20		
72000	Payroll Tax Expense	4/30/24	3967	PRJ	Yung D. Fan	18.00		
72000	Payroll Tax Expense	4/30/24	3967	PRJ	Yung D. Fan	74.40		
72000	Payroll Tax Expense	4/30/24	3971	PRJ	Joseph Freitas	30.55		
72000	Payroll Tax Expense	4/30/24	3971	PRJ	Joseph Freitas	2.96		
72000	Payroll Tax Expense	4/30/24	3971	PRJ	Joseph Freitas	0.49		
72000	Payroll Tax Expense	4/30/24	3971	PRJ	Joseph Freitas	7.14		
72000	Payroll Tax Expense	4/30/24	3971	PRJ	Joseph Freitas	7.39		1,126.80
72000	Payroll Tax Expense				Current Period Change	1,126.80		4,715.75
72000	Payroll Tax Expense	5/1/24			Beginning Balance			
72000	Payroll Tax Expense	5/15/24	3973	PRJ	Shu Ying Lai	53.87		
72000	Payroll Tax Expense	5/15/24	3973	PRJ	Shu Ying Lai	230.33		
72000	Payroll Tax Expense	5/15/24	3974	PRJ	Elena A. Miles	109.12		
72000	Payroll Tax Expense	5/15/24	3974	PRJ	Elena A. Miles	25.52		
72000	Payroll Tax Expense	5/31/24	3981	PRJ	Yung D. Fan	17.40		
72000	Payroll Tax Expense	5/31/24	3981	PRJ	Yung D. Fan	1.20		
72000	Payroll Tax Expense	5/31/24	3981	PRJ	Yung D. Fan	18.00		
72000	Payroll Tax Expense	5/31/24	3981	PRJ	Yung D. Fan	7.20		
72000	Payroll Tax Expense	5/31/24	3981	PRJ	Yung D. Fan	74.40		
72000	Payroll Tax Expense	5/31/24	3982	PRJ	Shu Ying Lai	53.86		
72000	Payroll Tax Expense	5/31/24	3982	PRJ	Shu Ying Lai	230.33		
72000	Payroll Tax Expense	5/31/24	3985	PRJ	Elena A. Miles	32.77		
72000	Payroll Tax Expense	5/31/24	3985	PRJ	Elena A. Miles	140.12		
72000	Payroll Tax Expense	5/31/24	3986	PRJ	Joseph Freitas	3.65		
72000	Payroll Tax Expense	5/31/24	3986	PRJ	Joseph Freitas	37.67		
72000	Payroll Tax Expense	5/31/24	3986	PRJ	Joseph Freitas	9.11		
72000	Payroll Tax Expense	5/31/24	3986	PRJ	Joseph Freitas	0.61		
72000	Payroll Tax Expense	5/31/24	3986	PRJ	Joseph Freitas	8.81		1,053.97
72000	Payroll Tax Expense				Current Period Change	1,053.97		5,769.72
72000	Payroll Tax Expense	6/1/24			Beginning Balance			
72000	Payroll Tax Expense	6/15/24	3989	PRJ	Elena A. Miles	25.52		
72000	Payroll Tax Expense	6/15/24	3989	PRJ	Elena A. Miles	109.12		

Account ID	Account Description	Date	Reference	Jrnl	Trans Description	Debit Amt	Credit Amt	Balance
72000	Payroll Tax Expense	6/15/24	3990	PRJ	Shu Ying Lai	230.33		
72000	Payroll Tax Expense	6/15/24	3990	PRJ	Shu Ying Lai	53.87		
72000	Payroll Tax Expense	6/30/24	3995	PRJ	Elena A. Miles	109.12		
72000	Payroll Tax Expense	6/30/24	3995	PRJ	Elena A. Miles	25.52		
72000	Payroll Tax Expense	6/30/24	3996	PRJ	Yung D. Fan	15.00		
72000	Payroll Tax Expense	6/30/24	3996	PRJ	Yung D. Fan	17.40		
72000	Payroll Tax Expense	6/30/24	3996	PRJ	Yung D. Fan	74.40		
72000	Payroll Tax Expense	6/30/24	3996	PRJ	Yung D. Fan	6.00		
72000	Payroll Tax Expense	6/30/24	3996	PRJ	Yung D. Fan	1.00		
72000	Payroll Tax Expense	6/30/24	3997	PRJ	Shu Ying Lai	261.33		
72000	Payroll Tax Expense	6/30/24	3997	PRJ	Shu Ying Lai	61.11		
72000	Payroll Tax Expense	6/30/24	3999	PRJ	Joseph Freitas	5.27		
72000	Payroll Tax Expense	6/30/24	3999	PRJ	Joseph Freitas	5.09		
72000	Payroll Tax Expense	6/30/24	3999	PRJ	Joseph Freitas	2.11		
72000	Payroll Tax Expense	6/30/24	3999	PRJ	Joseph Freitas	0.35		
72000	Payroll Tax Expense	6/30/24	3999	PRJ	Joseph Freitas	21.76		
72000	Payroll Tax Expense	6/30/24	3999	PRJ	Current Period Change	1,024.30		1,024.30
72000	Payroll Tax Expense	7/1/24			Beginning Balance			6,794.02
72000	Payroll Tax Expense	7/15/24	4005	PRJ	Elena A. Miles	25.52		
72000	Payroll Tax Expense	7/15/24	4005	PRJ	Elena A. Miles	109.12		
72000	Payroll Tax Expense	7/15/24	4006	PRJ	Shu Ying Lai	230.33		
72000	Payroll Tax Expense	7/15/24	4006	PRJ	Shu Ying Lai	53.87		
72000	Payroll Tax Expense	7/31/24	4010	PRJ	Elena A. Miles	109.12		
72000	Payroll Tax Expense	7/31/24	4010	PRJ	Elena A. Miles	25.52		
72000	Payroll Tax Expense	7/31/24	4011	PRJ	Shu Ying Lai	53.86		
72000	Payroll Tax Expense	7/31/24	4011	PRJ	Shu Ying Lai	230.33		
72000	Payroll Tax Expense	7/31/24	4012	PRJ	Yung D. Fan	17.40		
72000	Payroll Tax Expense	7/31/24	4012	PRJ	Yung D. Fan	74.40		
72000	Payroll Tax Expense	7/31/24	4020	PRJ	Joseph Freitas	15.90		
72000	Payroll Tax Expense	7/31/24	4020	PRJ	Joseph Freitas	0.26		
72000	Payroll Tax Expense	7/31/24	4020	PRJ	Joseph Freitas	3.72		
72000	Payroll Tax Expense	7/31/24	4020	PRJ	Joseph Freitas	3.85		
72000	Payroll Tax Expense	7/31/24	4020	PRJ	Joseph Freitas	1.54		
72000	Payroll Tax Expense	7/31/24	4020	PRJ	Joseph Freitas	954.74		954.74
72000	Payroll Tax Expense	8/1/24			Current Period Change			7,748.76
72000	Payroll Tax Expense	8/15/24	4023	PRJ	Elena A. Miles	109.12		
72000	Payroll Tax Expense	8/15/24	4023	PRJ	Elena A. Miles	25.52		
72000	Payroll Tax Expense	8/15/24	4024	PRJ	Shu Ying Lai	53.87		
72000	Payroll Tax Expense	8/15/24	4024	PRJ	Shu Ying Lai	230.33		
72000	Payroll Tax Expense	8/31/24	4030	PRJ	Elena A. Miles	25.52		
72000	Payroll Tax Expense	8/31/24	4030	PRJ	Elena A. Miles	109.12		
72000	Payroll Tax Expense	8/31/24	4031	PRJ	Shu Ying Lai	53.86		
72000	Payroll Tax Expense	8/31/24	4031	PRJ	Shu Ying Lai	230.33		

Account ID	Account Description	Date	Reference	Jrnl	Trans Description	Debit Amt	Credit Amt	Balance
72000	Payroll Tax Expense	8/31/24	4032	PRJ	Yung D. Fan	74.40		
72000	Payroll Tax Expense	8/31/24	4032	PRJ	Yung D. Fan	17.40		
72000	Payroll Tax Expense	8/31/24	4035	PRJ	Joseph Freitas	1.62		
72000	Payroll Tax Expense	8/31/24	4035	PRJ	Joseph Freitas	0.27		
72000	Payroll Tax Expense	8/31/24	4035	PRJ	Joseph Freitas	16.74		
72000	Payroll Tax Expense	8/31/24	4035	PRJ	Joseph Freitas	3.92		
72000	Payroll Tax Expense	8/31/24	4035	PRJ	Joseph Freitas	4.05		956.07
72000	Payroll Tax Expense	8/31/24	4035	PRJ	Current Period Change	956.07		8,704.83
72000	Payroll Tax Expense	9/1/24			Beginning Balance			
72000	Payroll Tax Expense	9/15/24	4045	PRJ	Elena A. Miles	25.52		
72000	Payroll Tax Expense	9/15/24	4045	PRJ	Elena A. Miles	109.12		
72000	Payroll Tax Expense	9/15/24	4042	PRJ	Shu Ying Lai	53.87		
72000	Payroll Tax Expense	9/15/24	4042	PRJ	Shu Ying Lai	230.33		
72000	Payroll Tax Expense	9/30/24	4046	PRJ	Elena A. Miles	109.12		
72000	Payroll Tax Expense	9/30/24	4046	PRJ	Elena A. Miles	25.52		
72000	Payroll Tax Expense	9/30/24	4047	PRJ	Shu Ying Lai	53.86		
72000	Payroll Tax Expense	9/30/24	4047	PRJ	Shu Ying Lai	230.33		
72000	Payroll Tax Expense	9/30/24	4048	PRJ	Yung D. Fan	17.40		
72000	Payroll Tax Expense	9/30/24	4048	PRJ	Yung D. Fan	74.40		
72000	Payroll Tax Expense	9/30/24	4052	PRJ	Joseph Freitas	4.13		
72000	Payroll Tax Expense	9/30/24	4052	PRJ	Joseph Freitas	10.33		
72000	Payroll Tax Expense	9/30/24	4052	PRJ	Joseph Freitas	42.69		
72000	Payroll Tax Expense	9/30/24	4052	PRJ	Joseph Freitas	9.98		
72000	Payroll Tax Expense	9/30/24	4052	PRJ	Joseph Freitas	0.69		997.29
72000	Payroll Tax Expense	9/30/24	4052	PRJ	Current Period Change	997.29		9,702.12
72000	Payroll Tax Expense	10/1/24			Beginning Balance			
72000	Payroll Tax Expense	10/15/24	4054	PRJ	Elena A. Miles	109.12		
72000	Payroll Tax Expense	10/15/24	4054	PRJ	Elena A. Miles	25.52		
72000	Payroll Tax Expense	10/15/24	4055	PRJ	Shu Ying Lai	230.33		
72000	Payroll Tax Expense	10/15/24	4055	PRJ	Shu Ying Lai	53.87		
72000	Payroll Tax Expense	10/31/24	4056	PRJ	Elena A. Miles	109.12		
72000	Payroll Tax Expense	10/31/24	4056	PRJ	Elena A. Miles	25.52		
72000	Payroll Tax Expense	10/31/24	4057	PRJ	Shu Ying Lai	230.33		
72000	Payroll Tax Expense	10/31/24	4057	PRJ	Shu Ying Lai	53.87		
72000	Payroll Tax Expense	10/31/24	4058	PRJ	Yung D. Fan	74.40		
72000	Payroll Tax Expense	10/31/24	4058	PRJ	Yung D. Fan	17.40		
72000	Payroll Tax Expense	10/31/24	4058	PRJ	Current Period Change	929.48		929.48
72000	Payroll Tax Expense	11/1/24			Beginning Balance			10,631.60
72000	Payroll Tax Expense	11/15/24	4064	PRJ	Elena A. Miles	109.12		
72000	Payroll Tax Expense	11/15/24	4064	PRJ	Elena A. Miles	25.52		
72000	Payroll Tax Expense	11/15/24	4065	PRJ	Shu Ying Lai	230.33		
72000	Payroll Tax Expense	11/15/24	4065	PRJ	Shu Ying Lai	53.87		
72000	Payroll Tax Expense	11/30/24	4071	PRJ	Elena A. Miles	42.92		

Account ID	Account Description	Date	Reference	Jrnl	Trans Description	Debit Amt	Credit Amt	Balance
72000	Payroll Tax Expense	11/30/24	4071	PRJ	Elena A. Miles	183.52		
72000	Payroll Tax Expense	11/30/24	4072	PRJ	Shu Ying Lai	77.07		
72000	Payroll Tax Expense	11/30/24	4072	PRJ	Shu Ying Lai	329.53		
72000	Payroll Tax Expense	11/30/24	4073	PRJ	Yung D. Fan	74.40		
72000	Payroll Tax Expense	11/30/24	4073	PRJ	Yung D. Fan	17.40		
72000	Payroll Tax Expense	11/30/24	4074	PRJ	Joseph Freitas	5.99		
72000	Payroll Tax Expense	11/30/24	4074	PRJ	Joseph Freitas	14.49		
72000	Payroll Tax Expense	11/30/24	4074	PRJ	Joseph Freitas	14.99		
72000	Payroll Tax Expense	11/30/24	4074	PRJ	Joseph Freitas	1.00		
72000	Payroll Tax Expense	11/30/24	4074	PRJ	Joseph Freitas	61.94		1,242.09
72000	Payroll Tax Expense				Current Period Chang	1,242.09		11,873.69
72000	Payroll Tax Expense	12/1/24			Beginning Balance			
72000	Payroll Tax Expense	12/15/24	4084	PRJ	Elena A. Miles	25.52		
72000	Payroll Tax Expense	12/15/24	4084	PRJ	Elena A. Miles	109.12		
72000	Payroll Tax Expense	12/15/24	4085	PRJ	Shu Ying Lai	53.87		
72000	Payroll Tax Expense	12/15/24	4085	PRJ	Shu Ying Lai	230.33		
72000	Payroll Tax Expense	12/31/24	4094	PRJ	Elena A. Miles	25.52		
72000	Payroll Tax Expense	12/31/24	4094	PRJ	Elena A. Miles	109.12		
72000	Payroll Tax Expense	12/31/24	4095	PRJ	Yung D. Fan	74.40		
72000	Payroll Tax Expense	12/31/24	4095	PRJ	Yung D. Fan	17.40		
72000	Payroll Tax Expense	12/31/24	4096	PRJ	Shu Ying Lai	230.33		
72000	Payroll Tax Expense	12/31/24	4096	PRJ	Shu Ying Lai	53.87		
72000	Payroll Tax Expense	12/31/24	4097	PRJ	Joseph Freitas	1.38		
72000	Payroll Tax Expense	12/31/24	4097	PRJ	Joseph Freitas	0.23		
72000	Payroll Tax Expense	12/31/24	4097	PRJ	Joseph Freitas	3.33		
72000	Payroll Tax Expense	12/31/24	4097	PRJ	Joseph Freitas	14.23		
72000	Payroll Tax Expense	12/31/24	4097	PRJ	Joseph Freitas	3.44		
72000	Payroll Tax Expense	12/31/24	EFTPS/Futa2(CDJ	IRS - CA Credit reduc	247.14		1,199.23
72000	Payroll Tax Expense				Current Period Chang	1,199.23		13,072.92
73000	Bank Charge	12/31/24			Ending Balance			
73000	Bank Charge	1/1/24			Beginning Balance			
73000	Bank Charge	1/31/24	01/31/24	GENJ	Service Charge	20.75		20.75
73000	Bank Charge				Current Period Chang	20.75		20.75
73000	Bank Charge	2/1/24			Beginning Balance			
73000	Bank Charge	2/29/24	02/29/24	GENJ	Service Charge	25.15		25.15
73000	Bank Charge				Current Period Chang	25.15		45.90
73000	Bank Charge	3/1/24			Beginning Balance			
73000	Bank Charge	3/31/24	03/31/24	GENJ	Service Charge	24.55		24.55
73000	Bank Charge				Current Period Chang	24.55		70.45
73000	Bank Charge	4/1/24			Beginning Balance			
73000	Bank Charge	4/29/24	NSF-SP17	CDJ	NSF - Bank fees	12.00		12.00
73000	Bank Charge	4/30/24	04/30/24	GENJ	Service Charge	17.35		17.35
73000	Bank Charge				Current Period Chang	29.35		29.35

Account ID	Account Description	Date	Reference	Jrnl	Trans Description	Debit Amt	Credit Amt	Balance
73000	Bank Charge	5/1/24			Beginning Balance			99.80
73000	Bank Charge	5/31/24	05/31/24	GENJ	Service Charge	28.35		
73000	Bank Charge				Current Period Chang	28.35		28.35
73000	Bank Charge	6/1/24			Beginning Balance			128.15
73000	Bank Charge	6/28/24	06/28/24	GENJ	Service Charge	24.95		
73000	Bank Charge				Current Period Chang	24.95		24.95
73000	Bank Charge	7/1/24			Beginning Balance			153.10
73000	Bank Charge	7/31/24	07/31/24	GENJ	Service Charge	19.75		
73000	Bank Charge				Current Period Chang	19.75		19.75
73000	Bank Charge	8/1/24			Beginning Balance			172.85
73000	Bank Charge	8/9/24	NSF-SP23	CDJ	NSF - Bank fees	12.00		
73000	Bank Charge	8/31/24	08/31/24	GENJ	Service Charge	22.05		
73000	Bank Charge				Current Period Chang	34.05		34.05
73000	Bank Charge	9/1/24			Beginning Balance			206.90
73000	Bank Charge	9/10/24	NSF-SP8	CDJ	NSF - Bank fees	12.00		
73000	Bank Charge	9/30/24	09/30/24	GENJ	Service Charge	24.90		
73000	Bank Charge				Current Period Chang	36.90		36.90
73000	Bank Charge	10/1/24			Beginning Balance			243.80
73000	Bank Charge	10/8/24	NSF-SP35	CDJ	NSF - Bank fees	12.00		
73000	Bank Charge	10/31/24	10/31/24	GENJ	Service Charge	23.80		
73000	Bank Charge				Current Period Chang	35.80		35.80
73000	Bank Charge	11/1/24			Beginning Balance			279.60
73000	Bank Charge	11/30/24	11/30/24	GENJ	Service Charge	9.95		
73000	Bank Charge				Current Period Chang	9.95		9.95
73000	Bank Charge	12/1/24			Beginning Balance			289.55
73000	Bank Charge	12/31/24	12/31/24	GENJ	Service Charge	27.05		
73000	Bank Charge				Current Period Chang	27.05		27.05
		12/31/24			Ending Balance			316.60
77500	Wages Expense	1/1/24			Beginning Balance			
77500	Wages Expense	1/15/24	3905	PRJ	Elena A. Miles	1,760.00		
77500	Wages Expense	1/15/24	3906	PRJ	Shu Ying Lai	3,565.00		
77500	Wages Expense	1/15/24	3906	PRJ	Shu Ying Lai	150.00		
77500	Wages Expense	1/31/24	3916	PRJ	Elena A. Miles	1,760.00		
77500	Wages Expense	1/31/24	3917	PRJ	Shu Ying Lai	150.00		
77500	Wages Expense	1/31/24	3917	PRJ	Shu Ying Lai	3,565.00		
77500	Wages Expense	1/31/24	3918	PRJ	Yung D. Fan	1,200.00		
77500	Wages Expense	1/31/24	3919	PRJ	Joseph Freitas	2,079.00		
77500	Wages Expense				Current Period Chang	14,229.00		14,229.00
77500	Wages Expense	2/1/24			Beginning Balance			14,229.00
77500	Wages Expense	2/15/24	3928	PRJ	Elena A. Miles	1,600.00		
77500	Wages Expense	2/15/24	3928	PRJ	Elena A. Miles	1,760.00		
77500	Wages Expense	2/15/24	3929	PRJ	Shu Ying Lai	150.00		
77500	Wages Expense	2/15/24	3929	PRJ	Shu Ying Lai	3,565.00		

Account ID	Account Description	Date	Reference	Jrnl	Trans Description	Debit Amt	Credit Amt	Balance
77500	Wages Expense	2/29/24	3934	PRJ	Shu Ying Lai	150.00		
77500	Wages Expense	2/29/24	3934	PRJ	Shu Ying Lai	3,565.00		
77500	Wages Expense	2/29/24	3935	PRJ	Elena A. Miles	1,760.00		
77500	Wages Expense	2/29/24	3936	PRJ	Yung D. Fan	1,200.00		
77500	Wages Expense	2/29/24	3942	PRJ	Joseph Freitas	337.50		14,087.50
77500	Wages Expense				Current Period Change	14,087.50		28,316.50
77500	Wages Expense	3/1/24			Beginning Balance			
77500	Wages Expense	3/15/24	3945	PRJ	Elena A. Miles	1,760.00		
77500	Wages Expense	3/15/24	3946	PRJ	Shu Ying Lai	150.00		
77500	Wages Expense	3/15/24	3946	PRJ	Shu Ying Lai	3,565.00		
77500	Wages Expense	3/31/24	3951	PRJ	Elena A. Miles	1,760.00		
77500	Wages Expense	3/31/24	3952	PRJ	Yung D. Fan	1,200.00		
77500	Wages Expense	3/31/24	3953	PRJ	Shu Ying Lai	150.00		
77500	Wages Expense	3/31/24	3953	PRJ	Shu Ying Lai	3,565.00		
77500	Wages Expense	3/31/24	3953	PRJ	Shu Ying Lai	500.00		
77500	Wages Expense	3/31/24	3957	PRJ	Joseph Freitas	148.50		
77500	Wages Expense				Current Period Change	12,798.50		12,798.50
77500	Wages Expense	4/1/24			Beginning Balance			41,115.00
77500	Wages Expense	4/15/24	3960	PRJ	Elena A. Miles	1,760.00		
77500	Wages Expense	4/15/24	3961	PRJ	Shu Ying Lai	150.00		
77500	Wages Expense	4/15/24	3961	PRJ	Shu Ying Lai	1,600.00		
77500	Wages Expense	4/15/24	3961	PRJ	Shu Ying Lai	3,565.00		
77500	Wages Expense	4/30/24	3965	PRJ	Elena A. Miles	1,760.00		
77500	Wages Expense	4/30/24	3966	PRJ	Shu Ying Lai	150.00		
77500	Wages Expense	4/30/24	3966	PRJ	Shu Ying Lai	3,565.00		
77500	Wages Expense	4/30/24	3967	PRJ	Yung D. Fan	1,200.00		
77500	Wages Expense	4/30/24	3971	PRJ	Joseph Freitas	492.75		
77500	Wages Expense				Current Period Change	14,242.75		14,242.75
77500	Wages Expense	5/1/24			Beginning Balance			55,357.75
77500	Wages Expense	5/15/24	3973	PRJ	Shu Ying Lai	3,565.00		
77500	Wages Expense	5/15/24	3973	PRJ	Shu Ying Lai	150.00		
77500	Wages Expense	5/15/24	3974	PRJ	Elena A. Miles	1,760.00		
77500	Wages Expense	5/31/24	3981	PRJ	Yung D. Fan	1,200.00		
77500	Wages Expense	5/31/24	3982	PRJ	Shu Ying Lai	3,565.00		
77500	Wages Expense	5/31/24	3982	PRJ	Shu Ying Lai	150.00		
77500	Wages Expense	5/31/24	3985	PRJ	Elena A. Miles	1,760.00		
77500	Wages Expense	5/31/24	3985	PRJ	Elena A. Miles	500.00		
77500	Wages Expense	5/31/24	3986	PRJ	Joseph Freitas	607.50		
77500	Wages Expense				Current Period Change	13,257.50		13,257.50
77500	Wages Expense	6/1/24			Beginning Balance			68,615.25
77500	Wages Expense	6/15/24	3989	PRJ	Elena A. Miles	1,760.00		
77500	Wages Expense	6/15/24	3990	PRJ	Shu Ying Lai	150.00		
77500	Wages Expense	6/15/24	3990	PRJ	Shu Ying Lai	3,565.00		

Account ID	Account Description	Date	Reference	Jrnl	Trans Description	Debit Amt	Credit Amt	Balance
77500	Wages Expense	6/30/24	3995	PRJ	Elena A. Miles	1,760.00		
77500	Wages Expense	6/30/24	3996	PRJ	Yung D. Fan	1,200.00		
77500	Wages Expense	6/30/24	3997	PRJ	Shu Ying Lai	500.00		
77500	Wages Expense	6/30/24	3997	PRJ	Shu Ying Lai	3,565.00		
77500	Wages Expense	6/30/24	3997	PRJ	Shu Ying Lai	150.00		
77500	Wages Expense	6/30/24	3999	PRJ	Joseph Freitas	351.00		13,001.00
77500	Wages Expense				Current Period Chang	13,001.00		81,616.25
77500	Wages Expense	7/1/24			Beginning Balance			
77500	Wages Expense	7/15/24	4005	PRJ	Elena A. Miles	1,760.00		
77500	Wages Expense	7/15/24	4006	PRJ	Shu Ying Lai	3,565.00		
77500	Wages Expense	7/15/24	4006	PRJ	Shu Ying Lai	150.00		
77500	Wages Expense	7/31/24	4010	PRJ	Elena A. Miles	1,760.00		
77500	Wages Expense	7/31/24	4011	PRJ	Shu Ying Lai	150.00		
77500	Wages Expense	7/31/24	4011	PRJ	Shu Ying Lai	3,565.00		
77500	Wages Expense	7/31/24	4012	PRJ	Yung D. Fan	1,200.00		
77500	Wages Expense	7/31/24	4020	PRJ	Joseph Freitas	256.50		12,406.50
77500	Wages Expense				Current Period Chang	12,406.50		94,022.75
77500	Wages Expense	8/1/24			Beginning Balance			
77500	Wages Expense	8/15/24	4023	PRJ	Elena A. Miles	1,760.00		
77500	Wages Expense	8/15/24	4024	PRJ	Shu Ying Lai	3,565.00		
77500	Wages Expense	8/15/24	4024	PRJ	Shu Ying Lai	150.00		
77500	Wages Expense	8/31/24	4030	PRJ	Elena A. Miles	1,760.00		
77500	Wages Expense	8/31/24	4031	PRJ	Shu Ying Lai	3,565.00		
77500	Wages Expense	8/31/24	4031	PRJ	Shu Ying Lai	150.00		
77500	Wages Expense	8/31/24	4032	PRJ	Yung D. Fan	1,200.00		
77500	Wages Expense	8/31/24	4035	PRJ	Joseph Freitas	270.00		12,420.00
77500	Wages Expense				Current Period Chang	12,420.00		106,442.75
77500	Wages Expense	9/1/24			Beginning Balance			
77500	Wages Expense	9/15/24	4045	PRJ	Elena A. Miles	1,760.00		
77500	Wages Expense	9/15/24	4042	PRJ	Shu Ying Lai	150.00		
77500	Wages Expense	9/15/24	4042	PRJ	Shu Ying Lai	3,565.00		
77500	Wages Expense	9/30/24	4046	PRJ	Elena A. Miles	1,760.00		
77500	Wages Expense	9/30/24	4047	PRJ	Shu Ying Lai	150.00		
77500	Wages Expense	9/30/24	4047	PRJ	Shu Ying Lai	3,565.00		
77500	Wages Expense	9/30/24	4048	PRJ	Yung D. Fan	1,200.00		
77500	Wages Expense	9/30/24	4052	PRJ	Joseph Freitas	688.50		12,838.50
77500	Wages Expense				Current Period Chang	12,838.50		119,281.25
77500	Wages Expense	10/1/24			Beginning Balance			
77500	Wages Expense	10/15/24	4054	PRJ	Elena A. Miles	1,760.00		
77500	Wages Expense	10/15/24	4055	PRJ	Shu Ying Lai	150.00		
77500	Wages Expense	10/15/24	4055	PRJ	Shu Ying Lai	3,565.00		
77500	Wages Expense	10/31/24	4056	PRJ	Elena A. Miles	1,760.00		
77500	Wages Expense	10/31/24	4057	PRJ	Shu Ying Lai	3,565.00		

Account ID	Account Description	Date	Reference	Jrnl	Trans Description	Debit Amt	Credit Amt	Balance
77500	Wages Expense	10/31/24	4057	PRJ	Shu Ying Lai	150.00		
77500	Wages Expense	10/31/24	4058	PRJ	Yung D. Fan	1,200.00		12,150.00
77500	Wages Expense				Current Period Change	12,150.00		131,431.25
77500	Wages Expense	11/1/24			Beginning Balance			
77500	Wages Expense	11/15/24	4064	PRJ	Elena A. Miles	1,760.00		
77500	Wages Expense	11/15/24	4065	PRJ	Shu Ying Lai	3,565.00		
77500	Wages Expense	11/15/24	4065	PRJ	Shu Ying Lai	150.00		
77500	Wages Expense	11/30/24	4071	PRJ	Elena A. Miles	1,760.00		
77500	Wages Expense	11/30/24	4071	PRJ	Elena A. Miles	1,200.00		
77500	Wages Expense	11/30/24	4072	PRJ	Shu Ying Lai	150.00		
77500	Wages Expense	11/30/24	4072	PRJ	Shu Ying Lai	1,600.00		
77500	Wages Expense	11/30/24	4072	PRJ	Shu Ying Lai	3,565.00		
77500	Wages Expense	11/30/24	4073	PRJ	Yung D. Fan	1,200.00		
77500	Wages Expense	11/30/24	4074	PRJ	Joseph Freitas	999.00		
77500	Wages Expense				Current Period Change	15,949.00		15,949.00
77500	Wages Expense	12/1/24			Beginning Balance			147,380.25
77500	Wages Expense	12/15/24	4084	PRJ	Elena A. Miles	1,760.00		
77500	Wages Expense	12/15/24	4085	PRJ	Shu Ying Lai	3,565.00		
77500	Wages Expense	12/15/24	4085	PRJ	Shu Ying Lai	150.00		
77500	Wages Expense	12/31/24	4094	PRJ	Elena A. Miles	1,760.00		
77500	Wages Expense	12/31/24	4095	PRJ	Yung D. Fan	1,200.00		
77500	Wages Expense	12/31/24	4096	PRJ	Shu Ying Lai	150.00		
77500	Wages Expense	12/31/24	4096	PRJ	Shu Ying Lai	3,565.00		
77500	Wages Expense	12/31/24	4097	PRJ	Joseph Freitas	229.50		
77500	Wages Expense				Current Period Change	12,379.50		12,379.50
		12/31/24			Ending Balance			159,759.75
80000	LLC Tax	1/1/24			Beginning Balance			
80000	LLC Tax	2/1/24			Beginning Balance			
80000	LLC Tax	3/1/24			Beginning Balance			
80000	LLC Tax	3/8/24	FTB3536-2024 CDJ		Franchise Tax Board	6,000.00		
80000	LLC Tax	3/8/24	FTB3522-2024 CDJ		Franchise Tax Board	800.00		
80000	LLC Tax				Current Period Change	6,800.00		6,800.00
80000	LLC Tax	4/1/24			Beginning Balance			6,800.00
80000	LLC Tax	5/1/24			Beginning Balance			6,800.00
80000	LLC Tax	6/1/24			Beginning Balance			6,800.00
80000	LLC Tax	7/1/24			Beginning Balance			6,800.00
80000	LLC Tax	8/1/24			Beginning Balance			6,800.00
80000	LLC Tax	9/1/24			Beginning Balance			6,800.00
80000	LLC Tax	10/1/24			Beginning Balance			6,800.00
80000	LLC Tax	11/1/24			Beginning Balance			6,800.00
80000	LLC Tax	12/1/24			Beginning Balance			6,800.00
80000	LLC Tax	12/31/24			Ending Balance			6,800.00
80010	Investment Fee	1/1/24			Beginning Balance			

Account ID	Account Description	Date	Reference	Jrnl	Trans Description	Debit Amt	Credit Amt	Balance
80010	Investment Fee	1/31/24	Fid8569Jan24	GENJ	Investment fee	8.00		8.00
80010	Investment Fee				Current Period Change	8.00		8.00
80010	Investment Fee	2/1/24			Beginning Balance			8.00
80010	Investment Fee	3/1/24			Beginning Balance			8.00
80010	Investment Fee	4/1/24			Beginning Balance			8.00
80010	Investment Fee	5/1/24			Beginning Balance			8.00
80010	Investment Fee	6/1/24			Beginning Balance			8.00
80010	Investment Fee	7/1/24			Beginning Balance			8.00
80010	Investment Fee	8/1/24			Beginning Balance			8.00
80010	Investment Fee	9/1/24			Beginning Balance			8.00
80010	Investment Fee	10/1/24			Beginning Balance			8.00
80010	Investment Fee	11/1/24			Beginning Balance			8.00
80010	Investment Fee	12/1/24			Beginning Balance			8.00
80010	Investment Fee	12/31/24			Ending Balance			8.00
80100	Fidelity Proceeds	1/1/24			Beginning Balance			
80100	Fidelity Proceeds	2/1/24			Beginning Balance			
80100	Fidelity Proceeds	2/29/24	Fid8569Feb24	GENJ	2/1 Extra SP Sold 300SH proceed		44,057.64	
80100	Fidelity Proceeds	2/29/24	Fid8569Feb24	GENJ	2/8 PDD Holdings 400SH proceed		50,383.59	
80100	Fidelity Proceeds				Current Period Change		94,441.23	-94,441.23
80100	Fidelity Proceeds	3/1/24			Beginning Balance			-94,441.23
80100	Fidelity Proceeds	4/1/24			Beginning Balance			-94,441.23
80100	Fidelity Proceeds	5/1/24			Beginning Balance			-94,441.23
80100	Fidelity Proceeds	6/1/24			Beginning Balance			-94,441.23
80100	Fidelity Proceeds	7/1/24			Beginning Balance			-94,441.23
80100	Fidelity Proceeds	8/1/24			Beginning Balance			-94,441.23
80100	Fidelity Proceeds	8/31/24	Fidelity8569A	GENJ	8/12 sold Fidelity 500 index fund		150,000.00	
80100	Fidelity Proceeds				Current Period Change		150,000.00	-150,000.00
80100	Fidelity Proceeds	9/1/24			Beginning Balance			-244,441.23
80100	Fidelity Proceeds	10/1/24			Beginning Balance			-244,441.23
80100	Fidelity Proceeds	11/1/24			Beginning Balance			-244,441.23
80100	Fidelity Proceeds	12/1/24			Beginning Balance			-244,441.23
80100	Fidelity Proceeds	12/31/24			Ending Balance			-244,441.23
80200	Fidelity Cost/Basis	1/1/24			Beginning Balance			
80200	Fidelity Cost/Basis	2/1/24			Beginning Balance			
80200	Fidelity Cost/Basis	2/29/24	Fid8569Feb24	GENJ	2/1 Extra SP 300SH c	44,346.00		
80200	Fidelity Cost/Basis	2/29/24	Fid8569Feb24	GENJ	2/8 PDD Holdings 400	58,484.00		
80200	Fidelity Cost/Basis				Current Period Change	102,830.00		102,830.00
80200	Fidelity Cost/Basis	3/1/24			Beginning Balance			102,830.00
80200	Fidelity Cost/Basis	4/1/24			Beginning Balance			102,830.00
80200	Fidelity Cost/Basis	5/1/24			Beginning Balance			102,830.00
80200	Fidelity Cost/Basis	6/1/24			Beginning Balance			102,830.00
80200	Fidelity Cost/Basis	7/1/24			Beginning Balance			102,830.00
80200	Fidelity Cost/Basis	8/1/24			Beginning Balance			102,830.00

Account ID	Account Description	Date	Reference	Jrnl	Trans Description	Debit Amt	Credit Amt	Balance
80200	Fidelity Cost/Basis	8/31/24	Fidelity8569At	GENJ 8/12 sold Fidelity 500		136,695.09		136,695.09
80200	Fidelity Cost/Basis			Current Period Chang		136,695.09		239,525.09
80200	Fidelity Cost/Basis	9/1/24		Beginning Balance				239,525.09
80200	Fidelity Cost/Basis	10/1/24		Beginning Balance				239,525.09
80200	Fidelity Cost/Basis	11/1/24		Beginning Balance				239,525.09
80200	Fidelity Cost/Basis	12/1/24		Beginning Balance				239,525.09
		12/31/24		Ending Balance				239,525.09

PW Property Investments LLC
Income Statement
For the Twelve Months Ending December 31, 2024

	Year to Date
Revenues	
Rental Income	\$ 975,976.37
Laundry Income	50.68
Dividend # Z26-278569	51,778.43
Fidelity Proceeds	244,441.23
Fidelity Cost/Basis	<u>(239,525.09)</u>
Total Revenues	<u>1,032,721.62</u>
Cost of Sales	<u> </u>
Total Cost of Sales	<u>0.00</u>
Gross Profit	<u>1,032,721.62</u>
Expenses	
Maintenance	8,613.10
Credit check and Screening	273.00
Gardening Expenses	10,485.00
Legal Fees	35,876.46
Professional Fees	12,000.00
Insurance	25,142.38
Workers' Compensation	9,619.33
Management Fees	12,000.00
Permits and Licenses	6,949.10
Mortgage Interest-Chase#x6889	235,713.30
Painting and Decorating	375.00
Plumbing and Electrical	5,910.00
Maintenance & Repairs Expense	6,160.00
Supplies	3,753.07
Appliance	1,543.14
Property Taxes	77,681.80
Telephone & Cable Expense	4,627.37

Utilities	Year to Date
Office Expense	229,909.29
Pool Services	1,711.47
Payroll Tax Expense	7,830.50
Bank Charge	13,072.92
Wages Expense	316.60
LLC Tax	159,759.75
Investment Fee	6,800.00
	8.00
Total Expenses	876,130.58
Net Income	\$ 156,591.04

Ratio	2006	2007	2008	2009	2010	2011	2012	2013	2014	2015	2016	2017	2018	2019	2020	2021	2022	3-	5-	10-
Assets																				
Cash and Equivalents	11.6	50	62.1	62.1	62.1	61.9	62	61.4	61.9	6	6	6	6	6	6	3.7	3.3	4.3	5	16.6
Notes and accounts	16.4	21.5	53.6	16.4	16.4	16.4	16.4	19.6	17	19.8	19.8	19.7	19.9	19.5	19.6	19.6	18.7	19.3	19.5	19.3
Allowance for bad debts	0.3	0	0	0	0	0	0	0	0	0	0	0	0	0	0	0	0	0	0	0
Inventories	4	5	0.1	0.1	0.1	0.7	0.1	6.1	1.4	0.7	0.5	0.5	0.5	0.5	0.6	0.6	0.5	0.6	0.5	1.2
Other current assets	7	13.9	16.4	16.4	16.4	16.2	16.3	16.4	16.3	20.4	12.1	12.2	12.1	12.2	12.1	9.5	8.5	10	10.9	13.2
Other investments	67.8	33.3	66.6	66.6	67.2	66.6	67	74.1	68.3	74.5	72.2	72.8	71.8	72.8	72.8	64.7	55.7	64.4	67.6	70
Property, Plant and	75.9	72.7	72.7	79	75.1	79	76.7	73.5	76.7	89.8	90	90.8	90.3	91	90.1	78.6	68.7	79.1	83.7	84
Accumulated depreciation	38.6	34.4	37.6	39.5	40.7	41.1	42.7	40.8	40.9	39.3	40.4	41.2	40.3	40.5	38.7	50.6	32.6	40.6	40.5	40.5
Intangible assets	2	1.5	2	1.4	1.7	1.4	0.8	0.7	1.2	0.8	0.8	0.9	0.8	0.7	0.7	1.3	1.6	1.2	1	0.9
Accumulated amortization	0.3	0.3	0.4	0.3	0.5	0.4	0.5	0.4	0.4	0.3	0.3	0.4	0.4	0.3	0.4	0.5	0.5	0.4	0.4	0.4
Other assets	N/A	28.2	N/A	N/A	N/A	N/A	N/A	N/A	N/A	3.3	3.3	3.4	3.3	3.4	3.3	4.8	4.6	4.2	3.9	3.7
Total assets	100	100	100	100	100	100	100	100	100	100	100	100	100	100	100	100	100	100	100	100
Accounts payable	1.3	1.4	1.2	16.9	1.4	2.9	2.3	1.2	4.9	0.7	0.7	0.7	0.7	0.7	0.7	0.9	0.8	0.8	0.8	1.2
Liabilities and Net Worth																				
Mort, notes, and bonds																				
under 1 yr	4.9	7.3	3.9	3.9	3.3	3.1	3.6	2.1	3.2	1.9	1.9	1.9	1.9	1.9	1.9	2.3	2.4	2.2	2.1	2.1
Other current liabilities	45.8	46.7	46.7	46.7	46.8	46.4	46.6	45.1	46.3	56.9	58	57.6	57.5	57.8	58.1	29.5	24.8	37.4	45.5	49.2
Loans from shareholders	18.6	14.7	15.8	18.5	18.7	19.7	19.1	22.3	19.7	4.8	4.6	4.7	4.7	4.6	4.7	4.9	5.1	4.9	4.8	8
Mort, notes, bonds, 1 yr or	46	47.5	47.3	49.6	47.1	50.5	44.8	42.5	46.9	31.2	32.4	34.5	32.8	23.7	30.9	39.2	49.3	39.8	35.2	36.3
Other liabilities	6.2	5.1	7.4	8.5	5.9	5.2	6	5.8	6.3	4.4	3.8	4.8	3.9	3.8	3.4	7.4	7.4	6.1	5.2	5.1
Total liabilities	100	100	100	100	100	100	100	100	100	100	100	100	100	100	100	100	100	100	100	100
Capital stock	9	8.9	11	11	11	10.9	11	11.8	11.1	13	5.2	10.7	10.8	10.7	5.2	6.9	5.7	6	7.9	9.1
Additional paid-in capital	14.1	23.5	39.6	39.3	39.8	38.6	39.1	54.5	42.3	30.9	47	48.5	48.5	49.1	49.1	27.6	22.1	32.9	39.3	42
Retained earnings,	0.1	0	0	0.1	0	0	0	0.1	0.1	0	0	0	0	0	0	0.1	0.1	0.1	0	0.1
Retained earnings-																				
unappropriated	19.6	22.9	18	8.9	12.4	6.7	7	2.4	7.5	12.9	12.9	12.9	12.8	12.9	12.8	8	8.1	9.6	10.9	10.3
Cost of treasury stock	8.8	8.1	8.6	8.2	8.7	7.7	7.8	8	8.1	4.9	5	5.4	5.2	5.4	5.1	7.9	7.7	6.9	6.3	6.3
Net worth	15	32.9	33.8	27.8	32.4	28.4	32.9	34.1	31.1	32.3	34.1	33.6	34.8	40.4	39.2	29.8	20.6	29.9	33	33
Total Revenue	100	100	100	100	100	100	100	100	100	100	100	100	100	100	100	100	100	100	100	100
Business receipts	77.1	79.1	74.3	66.7	72.3	78.2	85.6	88.3	86.3	71.1	66.6	64.3	62.7	62.4	62.3	62.2	62.1	62.2	62.3	68.8
Cost of goods	41.2	13.7	6.1	N/A	7	4.8	5.7	7	3.9	6.3	7.5	8.1	8.4	8.5	8.6	8.7	8.7	8.7	8.6	7.6

Gross Profit	58.8	86.3	93.9	97.9	93	95.2	94.3	93	96.1	93.7	92.5	91.9	91.6	91.5	91.4	91.3	91.3	91.4	92.4
Expenses																			
Salaries and wages	21.6	26.8	12.9	19.2	19.7	29.7	30.6	32.1	22.5	16.3	18.7	24.1	21.6	15.6	12.4	22	15.8	16.8	17.5
Advertising	1.1	1.4	2.3	1.5	1.1	0.7	0.8	0.8	1.2	0.8	0.7	0.6	0.8	0.7	0.6	0.6	0.6	0.6	0.7
Depreciation	4	4.1	6	4.5	6.7	6.4	4.5	4.4	5.3	3.6	2.9	2.6	2.4	2.3	2.3	2.3	2.2	2.3	3
Depletion	0	0	0	0	0	0	0	0.1	0	0	0	0	0	0	0	0	0	0	0
Amortization	0.2	0.3	0.4	0.3	0.4	0.5	0.3	0.2	0.2	0.3	0.3	0.2	0.4	0.3	0.2	0.4	0.3	0.3	0.3
Rent paid	4.5	3	10.1	7.7	15.1	3.4	4.7	3.9	3.4	2.7	3.3	3.8	2.3	3.3	3.9	2.6	3.5	3.3	3.3
Repairs	0.9	3.5	4.2	4.2	4.2	4.2	4.2	3.2	1.2	1	1.2	1.4	0.8	1.3	1.5	1	1.4	1.3	1.4
Bad debts	0.2	0.2	0.6	3.6	1.2	0.7	0.8	0.5	0.4	0.5	0.6	0.7	0.7	0.8	0.8	0.8	0.8	0.8	0.7
Employee benefit	0.9	1.9	2.2	1.5	1.2	1.5	1.3	1.3	1.1	0.7	1.5	1.6	0.9	1.4	1.6	1.3	1.6	1.5	1.3
Compensation of officers	4.6	5.2	1.1	0.6	2.8	5.7	5	5.1	5.8	4.6	3.5	2.9	3.4	2.8	2.6	2.4	2.4	2.5	2.7
Taxes paid	6.5	6.3	6.8	9.2	9.2	7.6	6.5	6.3	5.5	3.7	3.4	3.3	3.3	3.3	3.2	3.2	3.2	3.2	3.8
Interest Income	1.3	1.6	1.6	1.2	0.8	0.8	0.6	0.7	0.4	0.6	0.9	1	0.9	1	1	1	1.1	1	0.9
Other Income																			
Royalties	0.4	1.5	4.6	1.5	4.1	3.3	3	1.4	0.9	0.8	1	1.2	0.9	1.1	1.2	0.9	1.1	1.1	1
Rent Income	2.8	1.5	3.3	6.9	4.9	3.6	3.1	2.1	1.6	1.5	2	2.4	1.7	2.2	2.5	1.9	2.3	2.2	2
Net Income	6.3	2.1	-2.3	6.4	-2.5	0.9	3.9	5.9	2	2.2	2.1	2.1	2.1	2.1	2.1	2.1	2.1	2.1	2.5
Cash from Trading	127	N/A	N/A	N/A	N/A	98.1	120	99	-6.8	77.7	98.8	101	113	76.4	91.4	91.1	90.5	91	92.6
Cash after Operations	120	N/A	N/A	N/A	54.2	101	110	83.9	87.2	87.2	165	87.1	132	128	70.7	36.6	63.2	56.8	86.2
Net Cash after Operations	96.4	48.7	N/A	N/A	N/A	29.2	54	26.8	91.9	51.5	141	62.3	72.8	-26.3	71.5	66	67.2	68.2	50.2
Debt Service P&I Coverage	2.8	0.7	7.9	N/A	5.5	0.7	1.2	1.1	14.9	2.3	5.7	2.3	3.1	-3	6.4	6.6	7.1	6.7	4
Interest Coverage																			
(Operating Cash)	14.4	6.8	N/A	N/A	95	4.5	11.2	7	32.6	13.6	30.2	10.4	15	-7.5	13.4	12.9	18.4	14.9	10.5
Current Ratio	1	1.6	2.7	1.4	1.9	1.8	1.8	2.1	1.8	0.8	0.6	0.6	0.6	0.6	0.6	1	1.1	0.9	0.8
Quick Ratio	0.9	1.5	2.7	1.4	1.8	1.8	1.8	2	1.8	0.8	0.6	0.6	0.6	0.6	0.6	1	1.1	0.9	0.8
Sales/Receivables	1.3	0.6	N/A	0.6	0.6	0.6	0.6	0.6	0.6	0.6	0.6	0.6	0.6	5.1	5.1	5.1	5.4	5.2	4.3
Days' Receivables	277	602	N/A	649	575	587	566	612	598	613	652	651	609	71.3	71.7	71.5	68.2	70.5	178
Days' Inventory	164	N/A	38.1	105	45.2	498	71.3	152	180	327	211	188	174	20.8	24.8	24.8	21.5	23.7	53.1
Inventory Turnover	2.2	0.4	9.6	3.5	8.1	0.7	5.1	5.4	4.4	1.1	1.7	1.9	2.1	17.5	14.7	14.7	17	15.5	13.2
Payables Turnover	6.9	1.3	0.5	0	0.5	0.2	0.3	0.7	0.3	1	1.2	1.3	1.4	12	12.1	9.9	10.6	10.9	9.2
Days' Payables	52.9	291	705	N/A	714	2178	1366	536	1198	350	312	291	259	30.4	30.2	36.8	34.3	33.8	78.1
Sales/Working Capital	0.9	0.4	0.1	-12.9	0.5	0.6	0.6	0.4	-2.2	0.4	0.4	0.4	0.4	3.2	3.2	3.2	3.4	3.3	2.7

Fixed Assets/Net Worth	9	3.6	3.9	5	4.2	5	4.2	3.8	4.4	4.5	4.4	4.5	4.3	3.7	3.6	4.8	5.5	4.6	4.4	4.4
Debt/Net Worth	6.7	3	3	3.6	3.1	3.5	3	2.9	3.2	3.1	2.9	3	2.9	2.5	2.5	3.4	4.9	3.6	3.2	3.1
Tangible Net Worth	0.1	0.3	0.3	0.3	0.3	0.3	0.3	0.3	0.3	0.3	0.3	0.3	0.3	0.4	0.4	0.3	0.2	0.3	0.3	0.3
Interest Coverage	2.9	2.2	4.2	5.7	3.3	2.3	3.2	4.2	3.6	2.5	2.2	1.9	2.1	2.5	2	2	2.5	2.2	2.2	2.6
Debt Service Coverage	0.1	0.7	0.6	0.9	0.1	0.1	0.3	0.2	4.3	1.6	1.5	2	2.6	0.9	1.5	0.5	0.4	0.8	1.2	1.6
Return on Net Worth, %	28.1	6.2	1.8	6.3	3.1	5.4	4.9	5.5	5	3.5	3.3	3.8	3.5	22	27.3	35.1	43.7	35.4	26.3	15.3
Return on Assets, %	4.2	2	0.6	1.7	1	1.5	1.6	1.9	1.5	1.1	1.1	1.3	1.2	8.9	10.7	10.5	9	10	8.1	4.7
Sales/Total Assets	0.2	0.1	0.1	0.1	0.1	0.1	0.1	0.1	0.1	0.1	0.1	0.1	0.1	1	1	1	1	1	0.8	0.5
EBITDA/Revenue	23.7	20	12.3	23.8	16.7	21.9	20.1	20.7	15.8	13.6	13.4	14.3	13.1	11.5	13.2	13.2	11.6	12.6	12.5	14
EBIT/Revenue	19.5	15.6	5.9	18.9	9.6	14.9	15.2	16	10.3	9.6	10.2	11.5	10.2	8.9	10.7	10.5	9	10	9.9	10.7
Taxes Paid/Revenue	6.5	6.3	6.8	N/A	N/A	7.6	6.5	6.3	5.5	3.7	3.4	3.3	3.3	3.3	3.2	3.2	3.2	3.2	3.3	3.8
EBIT/Revenue	19.5	15.6	5.9	18.9	9.6	14.9	15.2	16	10.3	9.6	10.2	11.5	10.2	8.9	10.7	10.5	9	10	9.9	10.7
EBITDA/Revenue	23.7	20	12.3	23.8	16.7	21.9	20.1	20.7	15.8	13.6	13.4	14.3	13.1	11.5	13.2	13.2	11.6	12.6	12.5	14
Leverage Ratio	19.5	38.4	79.5	45.5	57.4	44.9	47	41.2	47.2	62.4	67.2	63.6	63.9	8.7	7.6	7.6	8.7	7.9	19.3	37.8

IBISWorld

Real Estate and Rental and Leasing • 53119

Land Leasing in the US

For rent: Financial pressure will push buyers with lower income out of the traditional housing market

Jared Ristoff
Published December 2024

2024 IBISWorld. All Rights Reserved

www.ibisworld.com

About

IBISWorld specializes in industry research with coverage on thousands of global industries. Our **comprehensive data and in-depth analysis** help businesses of all types gain quick and actionable insights on industries around the world. Busy professionals can spend less time researching and preparing for meetings, and more time focused on making strategic business decisions

Table of Contents

Standard Report

1. About	1	International Trade	13
Definition	1	5. Geographic Breakdown	14
Codes	1	Key Takeaways	14
What's Included	1	Business Locations	14
Companies	1	6. Competitive Forces	17
Related Industries	1	Key Takeaways	17
Related Terms	2	Highlights	17
Additional Resources	2	Concentration	17
2. At a Glance	3	Barriers to Entry	17
Highlights	3	Substitutes	18
Major Players	3	Buyer & Supplier Power	19
Products and Services	3	7. Companies	21
Key External Drivers	3	Key Takeaways	21
Key Takeaways	3	Companies	21
SWOT	4	8. External Environment	24
Industry Structure	4	Key Takeaways	24
Executive Summary	4	Highlights	24
3. Performance	5	External Drivers	24
Key Takeaways	5	Regulation & Policy	25
Performance Snapshot	5	Assistance	26
Current Performance	6	9. Financial Benchmarks	27
Volatility	8	Key Takeaways	27
Outlook	8	Highlights	27
Life Cycle	9	Cost Structure	27
4. Products and Markets	11	Financial Ratios	28
Key Takeaways	11	Key Ratios	32
Highlights	11	10. Key Statistics	33
Products and Services	11	Industry Data	33
Major Markets	13	11. Key Success Factors	35

About This Industry

Definition

Operators in this industry act as lessors of real estate that does not include permanent buildings; such real estate includes manufactured home, including mobile home, sites, vacant lots and grazing land. Manufactured and mobile home sites are residential developments for the placement of detached, single-family manufactured homes that are produced off-site. These are then installed within the community on a residential site that is leased by the homeowner.

Codes

2022	53119-Lessors of Other Real Estate Property
2022	531190-Lessors of Other Real Estate Property
2017	53119-Lessors of Other Real Estate Property
2017	531190-Lessors of Other Real Estate Property

What's Included

- Manufactured homes and resort communities
- Nonresidential sites
- Private property
- Other

Companies

- Sun Communities, Inc.
- Equity Lifestyle Properties, Inc.

Related Industries

Domestic industries

Competitors

- Apartment Rental in the US
- Commercial Leasing in the US
- Storage & Warehouse Leasing in the US
- Campgrounds & RV Parks in the US

Complementors

- Property Management in the US

International industries

- Industrial and Other Property Operators in Australia
- Commercial Property Operators in New Zealand
- Property Management Services in the UK
- Rental & Leasing in Germany

Related Terms

RECREATIONAL VEHICLES (RVs)

Motor vehicles equipped with living spaces and amenities usually found in houses, including kitchens, bathrooms, a living room and beds.

US DEPARTMENT OF HOUSING AND URBAN DEVELOPMENT

A cabinet department established in the executive branch of the US government to develop and execute policies on housing.

MANUFACTURED HOME

A type of housing unit that is primarily assembled in a factory and then transported to the site of residence.

MOBILE HOME

A unit similar to a manufactured home that is built in a factory and then transported to the living site. While it typically stays in one location, it retains the ability to be moved.

ON-SITE HOME

Another name for traditional nonmanufactured houses.

Additional Resources

- Manufactured Housing Institute
- US Bureau of Labor Statistics
- US Census Bureau
- Fannie Mae

At a Glance

Revenue		Employees		Businesses	
\$19.7bn	'19-'24 ↑ 2.6 %	121k	'19-'24 ↑ 0.8 %	88,690	'19-'24 ↓ 0.3 %
	'24-'29 ↑ 3.6 %		'24-'29 ↑ 2.0 %		'24-'29 ↑ 0.3 %
Profit		Profit Margin		Wages	
\$8.9bn	'19-'24 ↑ 1.4 %	45.0%	'19-'24 ↓ 2.7 pp	\$3.8bn	'19-'24 ↑ 3.2 %
					'24-'29 ↑ 2.3 %

Five-year growth rates display historic and forecast CAGRs

➔ Major Players

Company	Revenue	Market Share
Sun Communities, Inc.	\$1.8bn	9.3%
Equity Lifestyle Properties, Inc.	\$1.2bn	6.3%
Other Companies	\$16.6bn	84.4%

⌚ Products and Services

Item	Revenue	Market Share
Manufactured homes and resort communities	\$7.9bn	39.9%
Nonresidential sites	\$5.6bn	28.4%
Private property	\$5.0bn	25.3%
Other	\$1.3bn	6.4%

⌘ Key External Drivers

Key External Drivers	Impact
Number of adults aged 50 and older	Positive
House price index	Positive
Access to credit	Positive
30-year conventional mortgage rate	Negative
National unemployment rate	Negative

Key Takeaways

Performance

- The aging population and housing shortage fuel manufactured home demand. With limited new construction and increasing retirees, manufactured homes provide a rapid and affordable housing solution, boosting industry appeal for investors.
- Land leasing is thriving amid rising farmland values. The steep cost of purchasing land drives farmers to rent, increasing leasing revenue and profit.

External Environment

- Rising house prices benefit land leasers by driving more clients towards affordable mobile homes. As conventional housing becomes less accessible, manufactured homes attract buyers, enhancing revenue per unit for land leasing businesses.
- Access to credit is crucial for both consumers and land leasers in the manufactured home market. Limited credit availability can hinder purchases and threaten over-leveraged companies, impacting the industry's overall stability.

SWOT

Strengths	Low Volatility
	Low Imports
	High Profit vs. Sector Average
	Low Customer Class Concentration
	Low Product/Service Concentration
Weaknesses	Low & Steady Level of Assistance
	Low Revenue per Employee
	High Capital Requirements
Opportunities	High Revenue Growth (2019-2024)
	High Revenue Growth (2024-2029)
Threats	Low Revenue Growth (2005-2024)
	Low Outlier Growth
	Low Performance Drivers
	House price index

Industry Structure

Characteristic	Level	Trend
Concentration	Low	
Barriers To Entry	Moderate	Steady
Regulation and Policy	Moderate	Steady
Life Cycle	Mature	
Revenue Volatility	Low	
Assistance	Low	Steady
Competition	Moderate	Steady
Innovation	Low	

Executive Summary

For rent: Financial pressure will push buyers with lower income out of the traditional housing market

Land lessors range from individuals with small plots to large companies that manage entire communities. Manufactured homes offer a more affordable alternative to traditional on-site housing. New housing starts slowed and supply fell in the past few years, pushing prices to extreme highs. The rush to build homes and apartments brought a surge in revenue for private landowners. Manufactured homes' production speed supported supply and gave refuge to home buyers priced out of the traditional market. According to the Manufactured Housing Institute, new home sales volume fell faster than manufactured homes, indicating consumer uptake. With skyrocketing prices, land leasing companies enjoyed higher revenue. Through the end of 2024, land leasing revenue climbed at a CAGR of 2.6% to reach \$19.7 billion in 2024, including anticipated 4.2% growth in 2024. Profit remains high at 45.0% of revenue, despite a gain in competition within the industry.

The climb in the value of farmland benefits land lessors, as nearly 40.0% of farmland in the US is rented. Furthermore, the gain in value of farmland has enabled lessors to charge higher rental rates, bolstering revenue. Demand from the nonresidential market has been uneven, as high interest rates have limited business expansion and hybrid work remains fairly entrenched. However, consumer spending has remained resilient, benefiting land lessors renting land to e-commerce facilities.

Through the end of 2029, revenue will gain at a CAGR of 3.6%, reaching \$23.5 billion in 2029. Financial pressure will push buyers with lower incomes from the traditional housing market toward affordable manufactured homes. The housing supply shortage will not likely be resolved over the next five years, creating additional demand for land rental. Despite interest rate cuts by the Federal Reserve early during the outlook period, mortgage rates will remain well above lows enjoyed in 2020 and 2021, continuing to price many first-time home buyers out of the traditional housing market and toward manufactured homes.

Performance

Key Takeaways

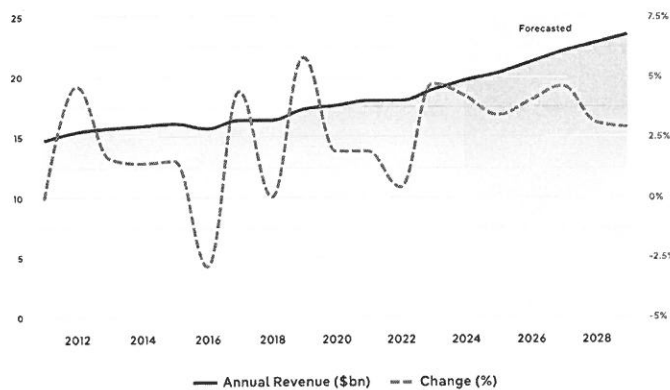
The aging population and housing shortage fuel manufactured home demand. With limited new construction and increasing retirees, manufactured homes provide a rapid and affordable housing solution, boosting industry appeal for investors.

Land leasing is thriving amid rising farmland values. The steep cost of purchasing land drives farmers to rent, increasing leasing revenue and profit.

Performance Snapshot

Revenue

Total value (\$) and annual change from 2011 – 2029. Includes 5-year outlook.



Revenue

\$19.7bn

'19-'24 ↑ 2.6 %

'24-'29 ↑ 3.6 %

2024 Revenue Growth

4.2 % Increasing

Revenue Volatility

Low

Employees

121k

'19-'24 ↑ 0.8 %

'24-'29 ↑ 2.0 %

Employees per Business

1

'19-'24 ↑ 1.2 %

'24-'29 ↑ 1.7 %

Revenue per Employee

\$162k

'19-'24 ↑ 1.8 %

'24-'29 ↑ 1.6 %

Businesses

88,690

'19-'24 ↓ 0.3 %

'24-'29 ↑ 0.3 %

Employees per Business

1

'19-'24 ↑ 1.2 %

'24-'29 ↑ 1.7 %

Revenue per Business

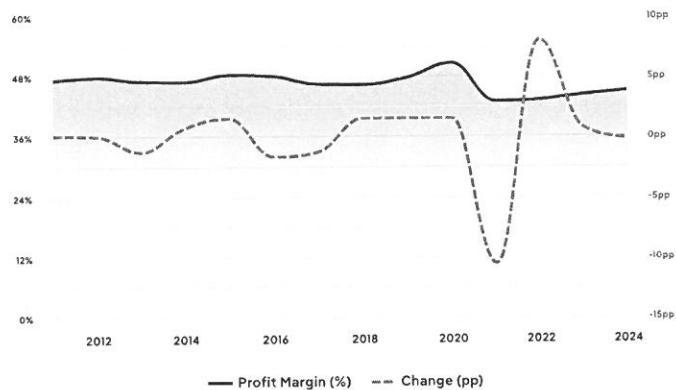
\$221.9k

'19-'24 ↑ 2.9 %

'24-'29 ↑ 3.3 %

Profit Margin

Total profit margin (%) and annual change from 2011 – 2029

Total Profit
\$8.9bn

'19-'24 ↑ 1.4 %

Profit Margin
45.0%

'19-'24 ↓ 2.7 pp

Profit per Business
\$99,865

Current Performance ↑ 2019-24 Revenue CAGR +2.6%

What's driving current industry performance?

Manufactured homes provide refuge to priced-out home buyers

- The growth in manufactured home sales has benefited land leasing companies, as manufactured homes are often located on leased land. Accordingly, in 2021, 31.0% of all new manufactured homes were placed in manufactured home/ land-lease communities.
- Potential homeowners priced out of the traditional market have sought out lower-cost alternatives. Manufactured home sales have climbed because of their relative affordability compared to single-family homes. According to the Manufactured Housing Institute, the average sales price of a new manufactured home without land was \$127,250 in 2022.
- Manufactured home prices shot through the roof while remaining well below traditional homes. According to the Federal Reserve Economic Data, the Average Sales Price of New Manufactured Homes rose from \$55,300 in January 2020 to \$88,800 as of June 2024 (the latest data available). This underscores the rapid demand for manufactured homes and land leasing.
- Investors have noticed the surge in manufactured housing's value. Over the last two decades, manufactured home community ownership has shifted from small, family-run businesses to private equity firms, hedge funds and large, multi-state corporations. In 2020 and 2021, institutional investors accounted for 23.0% of all manufactured home purchases, up from 13.0% between 2017 and 2019.

The climbing value of farmland has a twofold impact on the land leasing industry

- According to the US Department of Agriculture, in 2022, approximately 39.0% of the 911.0 million acres of farmland in the contiguous 48 States was rented. Non-operator landlords (owning land used in agricultural production but not actively involved in farming) own 80.0% of rented farmland.
- Purchasing land requires a significant upfront investment, which can be prohibitive for many farmers, especially young or new ones. Renting land reduces the initial financial barrier and allows farmers to allocate resources toward equipment, technology, seeds, fertilizers and other inputs, potentially leading to better overall productivity and efficiency. These cost efficiencies benefit the land leasing industry by pushing farmers toward renting land.
- In 2023, the value of U.S. farmland averaged \$4,080 per acre, a gain of 7.4% over 2022 values. The gain in the value of farmland boosts the price that landowners can charge for renting their land, bolstering revenue and profit for land lessors. The gain also raises the purchase price of farmland, providing a barrier to entry for farmers but benefiting land lessors, as higher farmland prices push farms toward renting.

A growing aging population adds to manufactured homes' potential market

- Manufactured homes present an affordable retirement option for retiring seniors on fixed incomes. Seniors' incomes have risen slower than other age groups in recent years. Seniors account for nearly 40.0% of manufactured home buyers. Manufactured homes typically require less maintenance than traditional stick-built homes. This can appeal to older adults who may not have the time or energy to maintain a large house.
- According to the Retirement Income Institute, more than 11,000 Americans will turn 65 daily from 2024 through 2027. As baby boomers increasingly reach retirement age, manufactured home communities have responded by providing amenities to meet their needs. For example, Equity Lifestyle Properties' strategy is to own and operate properties in sought-after locations near retirement and vacation destinations.
- Middle-income consumers (\$40,000 to \$70,000) have risen as a share of manufactured home buyers, indicating consumer uptake.
- Manufactured home communities can provide older adults with community support. Many manufactured home communities have social clubs and activities that residents can participate in.
- The gain in the elderly population has caused manufactured homes and resort communities to strengthen as a share of revenue through the end of 2024.

The industry embraces technology to improve efficiency

- Online platforms and property management software are helping land leasing companies improve efficiency, reach new customers and offer more flexible lease options. This has attracted new renters and boosted industry performance.
- Geographic Information System (GIS) technology has become invaluable in land leasing. It allows for accurate land parcel mapping and analysis, helping landlords and tenants make informed decisions. Digital maps also enable better visualization of terrain, soil quality and other crucial factors influencing land use.
- Land surveillance uses drones equipped with advanced sensors and cameras. This technology aids in monitoring crops, assessing land conditions and identifying potential issues. It provides a cost-effective and efficient way to manage and maintain leased land.
- According to the USDA's Agricultural Resource Management Survey, the use of aerial imagery provided by aircraft, drones and satellites remains limited on US farms. Aerial imagery was used on 9.8% of soybeans in 2018 and 2.8% of cotton in 2019. While the direct impact on the land leasing industry might not be substantial or immediately evident, the implications of not fully using drone technology could influence productivity, efficiency, competitiveness and the overall attractiveness of leasing farmland.

Volatility Low

Changes in land values impact volatility

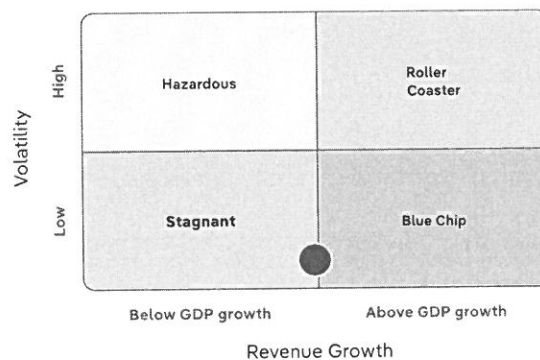
- Fluctuations in land values directly impact leasing revenues. When land appreciates, lease rates may gain, enhancing revenue. Conversely, depreciation can lead to lower lease rates and reduced income.
- Land values are often tied to market demand. In high-demand areas, increased land values can lead to competitive leasing environments, benefiting landowners but potentially leading to tenant turnover or vacancies if costs become prohibitive.

Interest rate fluctuations introduce greater volatility

- Higher interest rates raise the cost of borrowing, which can impact land acquisition and development. This can also influence the supply of leasable land and companies' willingness to invest in expansion or improvements.
- Rising interest rates can increase operational costs for tenants who rely on borrowed funds, potentially leading to reduced demand for leases or a shift towards shorter-term agreements.

Stagnant

Industry volatility vs. revenue growth (2018-24 CAGR)



☆ Key Success Factors

How do successful businesses overcome volatility?

Access secure revenues

Accessing secure revenues provides land leasing companies with predictable cashflow, buffering against market fluctuations. This stability enables strategic planning, investment and risk mitigation, ensuring business resilience and sustainable growth despite economic uncertainties.

Adapt quickly to changing regulations

Adapting quickly to changing regulations enables land leasing companies to maintain compliance, avoid penalties and seize new opportunities. This agility reduces operational disruptions, preserves market position and fosters long-term stability amid regulatory volatility.

Outlook ↑ 2024-29 Revenue CAGR +3.6%

The housing affordability crisis will continue

- The Federal Reserve began cutting interest rates in 2024. However, despite new home prices becoming relatively more affordable because of rate cuts, the housing shortage is expected to persist through the end of 2029.
- According to the National Association of Realtors, the United States is currently experiencing a housing shortage of between 5.5 and 6.8 million units, with the gap between supply and demand widening yearly. This shortage is partly because of a drop in new construction, which has failed to keep pace with population growth and demand for housing.
- These trends will cause demand for manufactured homes and land leasing to remain elevated as manufactured homes are often placed on leased land communities, further reducing upfront costs and eliminating the burden of property taxes.
- In response to sustained demand for manufactured homes, land leasing will become increasingly attractive to institutional investors, creating greater competition within the industry. For example, three of the four largest private equity firms in the US already own manufactured housing portfolios: Apollo Global Management (Inspire Communities), Blackstone (Treehouse Communities) and The Carlyle Group.

The benefits of manufactured homes will become increasingly apparent

- Manufactured homes can be built and installed much faster than site-built houses, often within weeks or months instead of years. This rapid availability meets the immediate needs of people displaced by unexpected events or struggling to find affordable housing quickly.
- Factory production of manufactured homes can quickly scale up, increasing supply to meet the surge in demand caused by the housing shortage. This flexibility offers a quicker solution compared to the slower pace of traditional construction.
- Manufactured homes typically have smaller footprints than traditional houses, allowing them to be placed on smaller lots or existing communities, maximizing valuable land resources in areas with limited space.
- Mortgage rates are anticipated to remain well above pandemic levels, pricing many first-time buyers out of the housing market through the end of 2029. A gain in demand for manufactured homes will enable land lessors to charge higher rents, causing demand from manufactured homes and resorts to outpace other downstream markets for land leasing.

The made in the USA movement will benefit land owners

- President-elect Donald Trump has promised targeted tariffs and tax policies that could benefit the manufacturing sector. As more manufacturing facilities are built, there will be a corresponding gain in demand for industrial land. Companies may seek to lease land for new factories, warehouses, or distribution centers, leading to higher leasing rates and occupancy levels.
- For landowners and investors, leasing land to manufacturing operations can offer long-term, stable returns on investment, often backed by strong corporate tenants with extensive lease agreements. The push for local production may lead businesses to consolidate supply chains closer to manufacturing centers, potentially increasing demand for leased land for warehousing and logistic operations near these facilities.
- Lessors might invest in developing or repurposing land to meet the specific needs of manufacturing clients. This could include preparing sites with the necessary infrastructure and zoning approvals to make them attractive to manufacturers. To accommodate manufacturers' varying needs, lessors may offer flexible lease terms that include options for expansion, early termination, or renewal.

Nonresidential land leasing will rebound

- The continued growth of e-commerce will fuel demand for warehouse and distribution space, as companies need facilities to store and ship goods closer to consumers. Infrastructure and supply chain resilience investments will strengthen demand for land for logistics hubs, transportation terminals and data centers.
- Businesses are increasingly seeking flexible lease terms and land leasing companies will offer them shorter terms and options to renew or terminate leases early. However, continuing remote work will likely dampen some demand for office space, as advancements in online collaboration tools will further reduce the need for physical office space for some businesses.
- With increased demand, lease rates for nonresidential properties will climb, especially in areas with limited available land. This can benefit landowners and leasing firms but may present challenges for expanding businesses. As demand increases, the competition among businesses for desirable leasing properties may intensify. This could lead to more strategic partnerships or collaborations between leasing companies and businesses.

Life Cycle Mature**Contribution to GDP**

Land leasing companies often invest in developing their land by adding infrastructure, buildings, or other improvements. These investments contribute to GDP by generating activity in construction, engineering and related industries.

Market Saturation

Land leasing requires ownership of the land. Scarce land space for rent makes reaching market saturation difficult. The US has a vast and diverse landmass, offering various types of land suitable for different purposes (agriculture, commercial, industrial, recreational).

Innovation

Drones and sensors monitor land conditions, track maintenance needs and even conduct virtual property tours, reducing costs and improving efficiency in managing large land holdings.

Consolidation

Many companies and individuals own land, keeping the market fractured. Some purchase land from others to consolidate locally.

Technology and Systems

Land leased for farming can benefit from automated irrigation systems, data-driven crop planning and precision fertilization, improving yield and resource utilization.

Products and Markets

Key Takeaways

Manufactured homes offer low-cost alternatives to expensive new homes. The majority of the manufactured home market is made up of low-income consumers and retirees.

The number of retirees jumped after 2020. Inflation pressured their fixed incomes, encouraging a shift toward manufactured homes and resort communities.

Largest Market

\$7.9bn

Manufactured homes and resort communities

Product Innovation

Low

Products and Services

How are the industry's products and services performing?

Vacancies remain low manufactured home communities, indicating that demand is outstripping supply

- Manufactured, or mobile, homes undergo a standardized production process in a factory before being transported to the home site. Land leasing companies own the land in mobile home communities. Resort communities include mobile home communities with special amenities, like pools.
- Seniors and low-income households see manufactured homes as an alternative to expensive new homes.
- According to the 2023 Manufactured Housing Institute Land Market Survey, 31.0% of new manufactured homes were placed in manufactured home/land-lease communities in 2021. Land-lease communities provide a consistent revenue stream for landowners. Residents pay rent for the land on which their manufactured homes sit, offering landlords predictable and recurring income. As housing prices continue to climb, manufactured homes and resort communities will account for a greater share of industry revenue.

The climbing value of farmland elevates land leasing rates

- Nonresidential land includes barren land and land for office or commercial use.
- Barren land can be leased for agricultural purposes, such as farming or grazing, depending on the suitability of the land and zoning regulations. If the land holds natural resources such as minerals, oil, or gas, leasing it to companies for extraction can be a significant revenue source.
- According to the US Department of Agriculture's Economic Research Service, the value of US farmland averaged \$4,080 per acre in 2023, representing a climb of 7.4% from 2022. As farmland values strengthen, demand for agricultural use or development has gained, allowing land leasing companies to charge higher lease rates.
- Barren land is often suitable for renewable energy projects like solar farms or wind turbines. Leasing it to energy companies can provide long-term, stable revenue through rent or royalties.

Liquidity risks to private land owners pose a threat

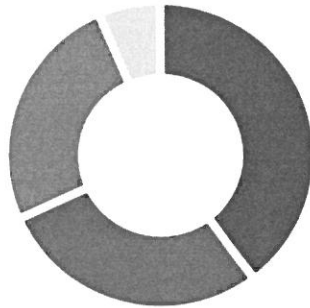
- This segment includes land owned by private individuals but available for lease. Revenue is generated from land leases on private property, which is a single plot of land owned by individuals (usually sole proprietors). Such sites typically do not provide the amenities and services that communities do but can be less expensive. This also explains the high number of nonemployers within the industry.
- An economic downturn creates liquidity risks for private landowners. Other assets may drop in value and incomes may face heightened risk. In environments with high interest rates, few landowners are inclined to sell, making it difficult to determine accurate land valuations.

High interest rates boost interest income earned by land leasing companies

- Revenue can also be generated through property management and interest income.
- Climbing house prices are bolstering demand for property management services. As home ownership becomes increasingly out of reach, more Americans are renting, and this shift is fueling demand for property management services.
- Some land leases are structured such that rent payments include an interest component. This might be the case in certain ground leases or build-to-suit arrangements where the lessee effectively finances some improvement or purchase over time.
- When interest rates climb, the cost of borrowing for tenants and potential lessees also increases. If the land leasing company's rates are competitive, this can make financing through them more attractive, possibly leading to increased demand for financing options.

Products & Services Segmentation

Industry revenue in 2024 broken down by key product and service lines.



- Manufactured homes and resort communities (\$7.9bn) 39.9%
- Nonresidential sites (\$5.6bn) 28.4%
- Private property (\$5.0bn) 25.3%
- Other (\$1.3bn) 6.4%

What are innovations in industry products and services? Low

Digital platforms and marketplaces bolster efficiency

- Digital platforms and marketplaces are online solutions that more efficiently connect landowners with potential lessees than traditional methods. These platforms streamline the process of listing, searching and managing land leases.
- These platforms often come with intuitive interfaces that make it easy for users to list available land or browse options based on specific criteria such as location, size and intended use.

Technology driven land-management is becoming commonplace

- Leveraging modern technology, the land leasing industry enhances land management processes, monitoring and optimization. These technologies improve the efficiency and sustainability of land use.
- Unmanned aerial vehicles (drones) capture high-resolution images and videos of the land. This data helps assess the land condition, identify potential issues and plan infrastructure or crop layouts.
- In real-time, Internet of Things (IoT) devices, such as sensors, are deployed to monitor various environmental factors, such as soil moisture, temperature and weather conditions. This real-time data assists in efficient resource management and can help optimize agricultural practices.

☆ Key Success Factors

What products or services do successful businesses offer?

Be an early adopter of new technologies

Early adoption of new technologies enables land leasing companies to enhance efficiency, offer innovative solutions, improve client experiences and gain a competitive edge, ultimately driving success in a rapidly evolving market.

Offer leasing finance

Offering leasing finance helps land leasing companies attract a broader client base by providing flexible payment options, reducing financial barriers, fostering long-term partnerships, enhancing market reach and driving business growth.

Major Markets

What's influencing demand from the industry's markets?

Retirees with fixed incomes opt for manufactured homes and RVs

- This segment includes seniors who move into mobile and manufactured homes to downsize from traditional homes and cut living expenses. The average age of manufactured homeowners is 59.
- The number of retirees grew significantly after 2020. At the same time, seniors' income grew slower than younger age groups. Many seniors' incomes declined when adjusted for inflation.
- Retirees also travel in recreational vehicles, with the average age of RV owners hovering around 55. RV communities have become a trending vacation opportunity for the retiree population. Campgrounds lease land to RV communities.

Climbing home prices force younger individuals to turn to manufactured homes

- An analysis by ResiClub, using the Case-Shiller National Home Price Index, reveals that home prices have surged by 47.1% since the start of 2020. Manufactured homes can cost between 20.0% and 50.0% less per square foot than conventional site-built homes. As house prices have gained, younger consumers have turned to manufactured housing as an alternative to renting.
- The median household income of a manufactured home family is 35,000. High mortgage rates and continued unaffordability of homes will benefit land leasing companies, as consumers will elect to purchase manufactured homes over renting, in which they can build equity.

Soaring housing prices attract investor attention

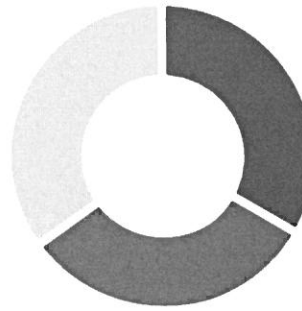
- Investors purchase manufactured and mobile homes and the land leased for placement of the houses and then rent the home and

property to homebuyers.

- Farmers lease land for their animals to graze or grow crops. In 2022, 39.0% of the 911.0 million acres of farmland in the contiguous US was rented, according to the USDA. Other sectors include railroad companies that rent land for tracks and golf courses and other businesses that may use the land commercially. Office and commercial buildings also occupy leased land.

Major Markets Segmentation

Industry revenue in 2024 broken down by key markets



- Consumers aged 54 or younger (\$6.6bn) 33.3%
- Consumers aged 55 or older (\$6.3bn) 31.9%
- Investors, farmers and others (\$6.8bn) 34.8%

IBISWorld

Source: IBISWorld

International Trade

Some industries don't directly import or export goods. See reports at the manufacturing level for international trade data on relevant products.

Geographic Breakdown

Key Takeaways

Florida attracts retirees due to its warm weather and low costs. More retirees have grown the manufactured home community in Florida.

Wide open space in the West serves residential and nonresidential land leasing companies. This abundance provides land leasing companies with diverse land types to cater to various needs, from agriculture and ranching to renewable energy and recreation.

Business Locations

State	Establishments Units	Establishments %	Revenue \$m	Revenue %	Wages \$m	Wages %	Employment Units	Employment %
California	15,817	17.5	4,617.1	23.5	716.1	18.9	23,719	19.5
Texas	6,516	7.2	1,626.7	8.3	753.1	19.9	12,027	9.9
Florida	9,902	11.0	2,279.0	11.6	382.6	10.1	17,348	14.3
Arizona	3,501	3.9	970.7	4.9	157.7	4.2	6,813	5.6
New York	3,615	4.0	847.9	4.3	223.9	5.9	5,800	4.8
Michigan	3,550	3.9	956.0	4.9	179.8	4.7	5,484	4.5
New Jersey	1,793	2.0	592.3	3.0	147.1	3.9	2,901	2.4
Washington	3,107	3.4	389.4	2.0	62.7	1.7	3,107	2.6
Colorado	2,347	2.6	559.5	2.8	111.5	2.9	3,678	3.0
Illinois	2,917	3.2	418.9	2.1	65.8	1.7	2,917	2.4
Oregon	2,351	2.6	230.1	1.2	31.9	0.8	2,351	1.9
Pennsylvania	2,078	2.3	380.4	1.9	57.0	1.5	2,530	2.1
Ohio	2,142	2.4	321.9	1.6	59.7	1.6	2,570	2.1
Maryland	1,026	1.1	306.9	1.6	42.0	1.1	1,117	0.9
Georgia	2,000	2.2	269.5	1.4	52.8	1.4	2,147	1.8
Virginia	1,770	2.0	296.6	1.5	52.0	1.4	1,770	1.5
Indiana	1,572	1.7	197.7	1.0	48.6	1.3	1,921	1.6
Hawaii	321	0.4	258.3	1.3	23.5	0.6	483	0.4
Louisiana	1,695	1.9	162.2	0.8	46.4	1.2	1,699	1.4
Nevada	1,135	1.3	253.1	1.3	43.0	1.1	1,409	1.2
North Carolina	1,508	1.7	206.4	1.0	39.2	1.0	1,681	1.4
Delaware	482	0.5	218.8	1.1	32.4	0.9	1,132	0.9
Iowa	1,463	1.6	146.7	0.7	29.9	0.8	1,463	1.2
South Carolina	1,229	1.4	129.8	0.7	29.8	0.8	1,229	1.0
West Virginia	562	0.6	175.8	0.9	33.7	0.9	784	0.6
Minnesota	1,171	1.3	130.2	0.7	15.3	0.4	1,171	1.0

State	Establishments Units	Establishments %	Revenue \$m	Revenue %	Wages \$m	Wages %	Employment Units	Employment %
Utah	947	1.1	188.2	1.0	25.2	0.7	1,355	1.1
Alabama	1,139	1.3	102.4	0.5	18.1	0.5	1,139	0.9
Alaska	570	0.6	167.8	0.9	32.0	0.8	948	0.8
Massachusetts	911	1.0	168.2	0.9	31.1	0.8	911	0.8
Wisconsin	1,122	1.2	149.6	0.8	30.4	0.8	1,122	0.9
Missouri	1,050	1.2	160.7	0.8	13.3	0.4	1,050	0.9
Oklahoma	962	1.1	96.0	0.5	21.4	0.6	1,037	0.9
Tennessee	813	0.9	141.6	0.7	25.7	0.7	907	0.7
Connecticut	443	0.5	100.4	0.5	25.4	0.7	650	0.5
New Mexico	783	0.9	101.0	0.5	13.7	0.4	988	0.8
Nebraska	698	0.8	49.0	0.2	6.8	0.2	698	0.6
Kentucky	659	0.7	112.7	0.6	12.8	0.3	659	0.5
Wyoming	687	0.8	72.5	0.4	12.9	0.3	687	0.6
New Hampshire	671	0.7	84.7	0.4	19.7	0.5	671	0.6
Arkansas	643	0.7	45.2	0.2	7.8	0.2	643	0.5
Maine	546	0.6	59.7	0.3	14.0	0.4	614	0.5
Montana	602	0.7	53.4	0.3	7.6	0.2	602	0.5
South Dakota	567	0.6	26.9	0.1	4.8	0.1	567	0.5
North Dakota	418	0.5	62.0	0.3	8.1	0.2	418	0.3
Idaho	556	0.6	45.6	0.2	6.1	0.2	556	0.5
Kansas	480	0.5	50.0	0.3	11.4	0.3	502	0.4
Mississippi	537	0.6	29.6	0.2	9.5	0.3	545	0.4
Rhode Island	215	0.2	21.3	0.1	4.1	0.1	215	0.2
Vermont	231	0.3	13.6	0.1	2.7	0.1	231	0.2

Where are industry businesses located?

The Southeast's climate draws in retirees and snowbirds

- Florida represents the quintessential retirement state. Warm weather and low costs attract retirees from all over the country.
- Higher poverty rates in other parts of the region contribute to larger manufactured home communities. The region boasts abundant wildlife and natural resources, making land leasing popular for hunting, fishing and other recreational activities.

The vast and warm West provides cheaper land options

- The low population density in the West keeps land lease rates lower. Companies and residential communities can spring up in remote parts of the West.
- Companies enjoy the large nearby markets in California. Residents

and retirees face higher living costs, but the weather is beautiful.

- The Western US holds vast swaths of public land managed by federal agencies like the Bureau of Land Management and the Forest Service. Traditionally, much of this land was not available for purchase but could be leased for various purposes, like ranching, mining and energy development.

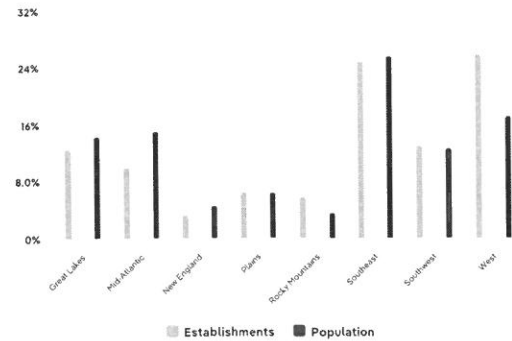
Warmth and low taxes bring companies and residents Southwest.

- The Southwest piggybacks off the West's success. It also has wide open spaces and warm climates.
- Unlike California, states like Arizona and New Mexico enjoy much lower living costs, attracting manufactured home buyers and companies looking for low taxes.
- Many industries in the Southwest, like tourism or agriculture, enjoy

significant seasonal variations in demand. Leasing land allows businesses to adapt to these fluctuations without the burden of long-term ownership.

West has the largest spread of businesses compared to its population

Share of Establishments (%) vs. share of population (%)



IBISWorld

Source: IBISWorld

☆ Key Success Factors

How do businesses use location to their advantage?

Carry out all necessary maintenance to keep facilities in good condition

Maintaining facilities ensures they remain attractive and functional, enhancing site appeal for potential tenants. Superior conditions can command higher lease rates, attract premium clients and capitalize on strategic location benefits, boosting profitability.

Operate in states where regulations are more favorable to the industry

Companies that own land where zoning restrictions prevent the entry of new landowners will reduce competition. Understanding local government zoning policy yields an advantage.

Competitive Forces

Key Takeaways

Liquidity risks for private owners enable larger land leasing companies to purchase smaller plots at bargain prices, reducing competition. Areas with strong economic growth might be more resilient to interest rate hikes.

Companies compete based on price, size and location. Each factor is important and depends on the potential tenant's needs and preferences.

Concentration Low	Competition Moderate Steady	Barriers to Entry Moderate Steady
Substitutes Moderate Steady	Buyer Power High Steady	Supplier Power Moderate Steady

Concentration Low

What impacts the industry's market share concentration?

Structural factors contribute to fragmentation

- Land for lease in the US comes in vast sizes and types, from small parking spaces to massive agricultural plots to commercial properties. This heterogeneity makes it difficult for any single company to specialize in all niches, leading to a diverse landscape of lessors.
- Real estate, including land leasing, is inherently local. Different regions have unique land use regulations, zoning constraints and market dynamics, requiring specialized knowledge and adaptation

by smaller, localized lessors.

Liquidity concerns let big companies consolidate local land ownership

- Economic downturns put pressure on many private landowners.
- Lower incomes and asset prices create liquidity risks for some private landowners. Some must sell land to remain liquid and service debt, disrupting the land leasing market. Larger land leasing companies consolidate local land at bargain prices.

☆ Key Success Factors

How do successful businesses handle concentration?

Secure economies of scale

Companies with a large number of closely located properties under management can reduce administration, management and service expenses, resulting in lower average costs and higher profit.

Conduct market research

Conducting market research helps land leasing companies manage concentration by identifying competitor strengths and market gaps. This allows them to tailor offerings, differentiate services and strategically expand, reducing dependency on concentrated markets and enhancing competitive positioning.

Barriers to Entry Moderate Steady

What challenges do potential industry entrants face?

Legal

- Companies must consider zoning restrictions when leasing property or buying land for eventual lease. Negotiating the leasing contracts also requires legal know-how and fees.